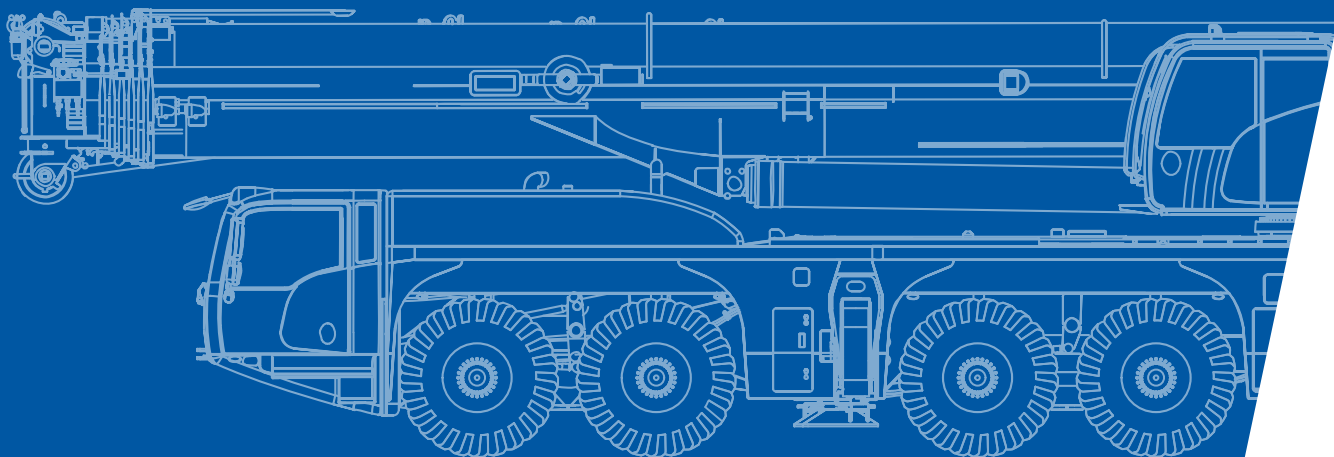
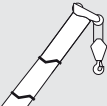


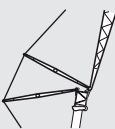
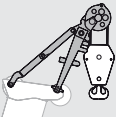
































AC 300-6



All Terrain Crane
350 USt Capacity class












		Page:
Dimensions		4
Specifications		5
Counterweight		6
Extensions		8
	HA Main boom	10
	HAV Folding swing-away jib	16
	LF Light fixed jib	20
	F Fixed jib	24
	SF Strong fixed jib	29
	LWIHI Light luffing fly jib	32
	WIHI Luffing fly jib	35
	SWIHI Strong luffing fly jib	38
	MS Runner	42
Technical description		48







	Counterweight
	Lifting capacities on outriggers - 360°
	Radius
	Main boom
	Folding swing-away jib
	Runner
	Max. axle loads
	Mechanism
	Tires
	Hook block
	Hoist
	Dolly
	Travel speed
	Gradeability – road
	Gradeability – off road

	Slewing
	Boom telescoping
	Boom elevation
	Working speeds
	Max. line pull
	Rope diameter
	Rope length
	Hook block (capacity-sheaves-rope diameter)
	Number of lines
	Possible load of hook block
	Weight of hook block
	Distance head sheave axle – hook ground
	Number of sheaves in boom head
	Supporting force
	Length of stroke (support cylinders)

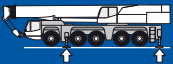

Specifications

AC 300-6




										
	Total									
< 26,500 lb	On request and technical verification!									X
26,500 lb	158,800 lb	12 x 6 x 10	385/95R25	262.5 ft	40-1-24	-	-	-	1,540 lb	-
26,500 lb	158,800 lb	12 x 8 x 12	445/95R25	262.5 ft	-	-	-	-	-	-
35,300 lb	209,500 lb	12 x 8 x 12	445/95R25	262.5 ft	80-3-23	42,300 lb	68.9 ft	-	1,760 lb	-









	1 Highway > 28 mph		4* Off-wall
	2 City < 28 mph		5* Crab steer mode
	3* Minimum turning radius < 12.4 mph		6* Manually steered







* must be activated

		
249,200 lb	284,500 lb	52.8 mph ¹⁾
19.3"	22.0"	

¹⁾ Depending on tire type, size and country specific legislation

	385 / 95 R25 14.00 R25	445 / 95 R25 16.00 R25	525 / 80 R25 20.50 R25
	51 %	45 %	45 %
	63 %	56 %	56 %

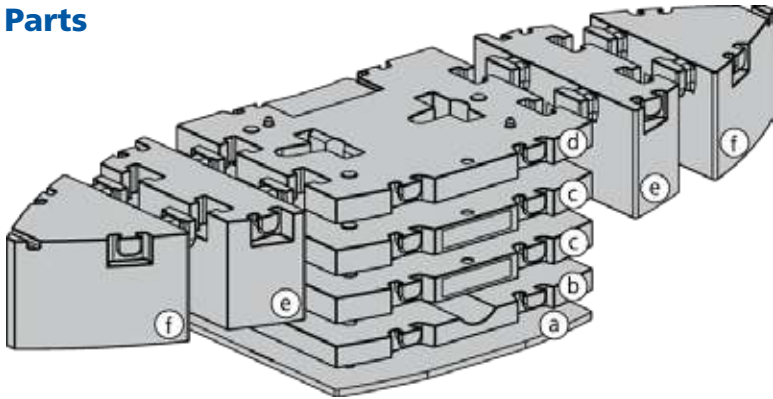
				
1	413.4 ft/min	25,850 lbf	0.92"	1200 ft
2	413.4 ft/min	25,850 lbf	0.92"	1200 ft
	1,0 min ⁻¹			
	596 s (47.6-262.5 ft)			
	57 s (0°-83°)			

					
1	23,700	12,5-0-24	4	1,100	6.6 ft
2	47,400	40-1-24	4	1,650	8.9 ft
3	71,100	40-1-24	4	1,650	8.9 ft
4	94,800	80-3-23	4	2,320	9.8 ft
5	118,500	80-3-23	4	2,320	9.8 ft
6	142,100	80-3-23	4	2,320	9.8 ft
7	165,800	80-3-23	4	2,320	9.8 ft
8	189,500	125-5-23	4	2,650	9.8 ft
9	213,200	125-5-23	4 + 1	2,650	9.8 ft
10	236,900	125-5-23	4 + 1	2,650	9.8 ft
11	260,600	125-5-23	4 + 1 + 2	2,650	9.8 ft
12	284,300	160-7-23	4 + 1 + 2	3,750	9.8 ft
13	308,000	160-7-23	4 + 1 + 2	3,750	9.8 ft
14	330,700	160-7-23	4 + 1 + 2	3,750	9.8 ft

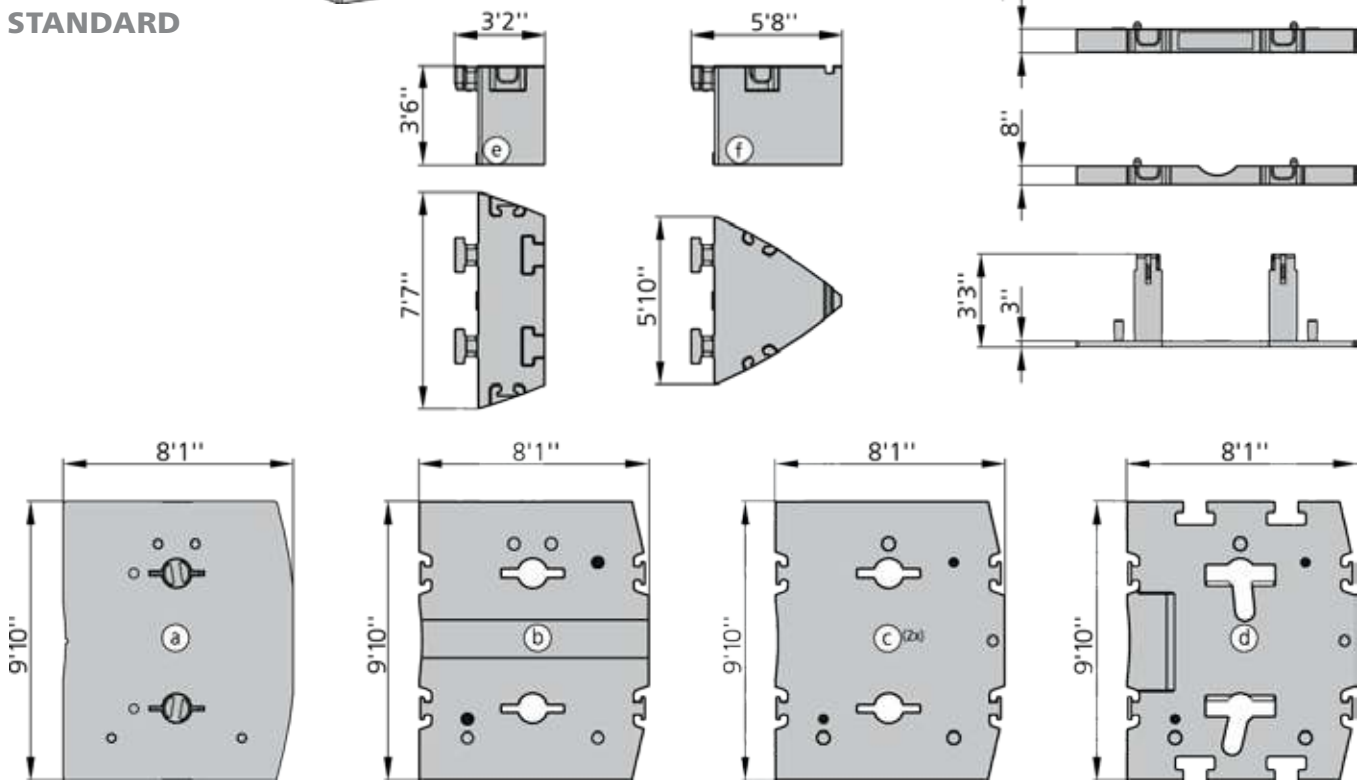
Counterweight

AC 300-6

Parts



STANDARD



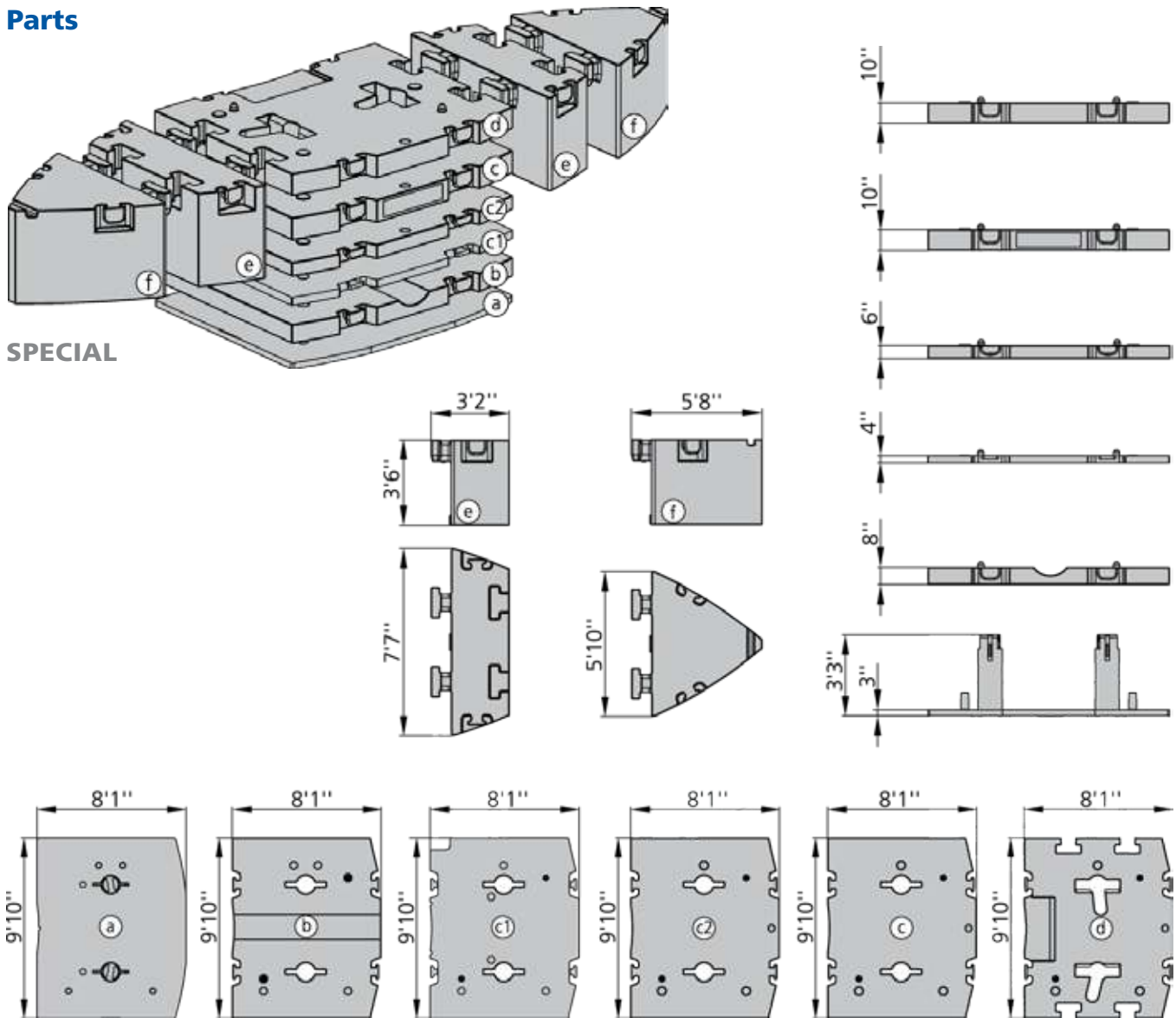
Configurations

	Ⓐ 10,800 lb	Ⓑ 21,200 lb	Ⓒ 26,900 lb	Ⓒ 26,900 lb	Ⓓ 24,000 lb	Ⓔ 24,300 lb	Ⓔ 24,300 lb	Ⓕ 24,300 lb	Ⓕ 24,300 lb
0 lb									
10,800 lb	X								
32,000 lb	X	X							
58,900 lb	X	X	X						
85,800 lb	X	X	X	X					
109,800 lb	X	X	X	X	X				
158,300 lb	X	X	X	X	X	X	X		
158,300 lb	X	X	X	X	X			X	X
206,800 lb	X	X	X	X	X	X	X	X	X

Counterweight

AC 300-6

Parts



Configurations

	Ⓐ 10,800 lb	Ⓑ 21,200 lb	Ⓒ 10,400 lb	Ⓓ 16,500 lb	Ⓔ 26,900 lb	Ⓕ 24,000 lb	Ⓖ 24,300 lb	Ⓗ 24,300 lb	Ⓙ 24,300 lb	Ⓚ 24,300 lb
0 lb										
10,800 lb	X									
32,000 lb	X	X								
42,300 lb	X	X	X							
58,900 lb	X	X	X	X						
85,800 lb	X	X	X	X	X					
109,800 lb	X	X	X	X	X	X				
158,300 lb	X	X	X	X	X	X	X	X		
158,300 lb	X	X	X	X	X	X			X	X
206,800 lb	X	X	X	X	X	X	X	X	X	X

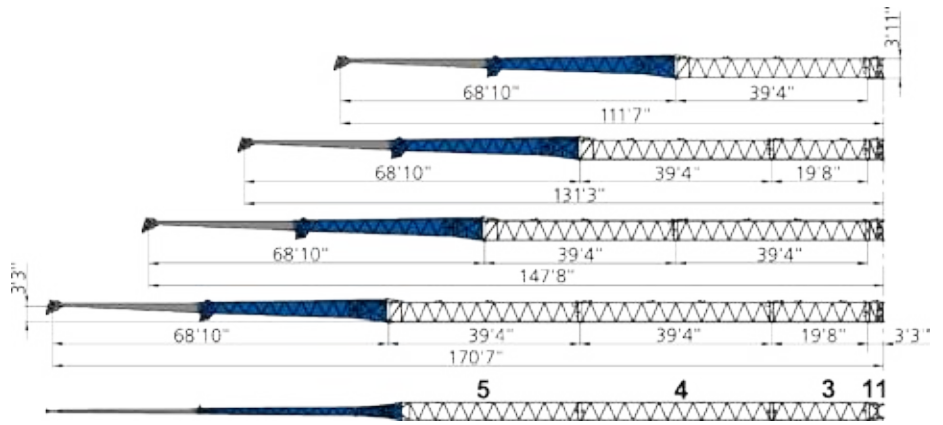
Extensions

AC 300-6

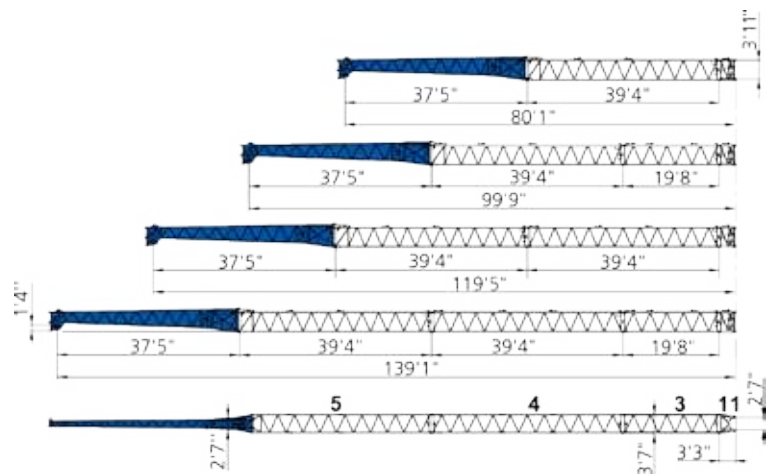
HAV 0° / 20° / 40°



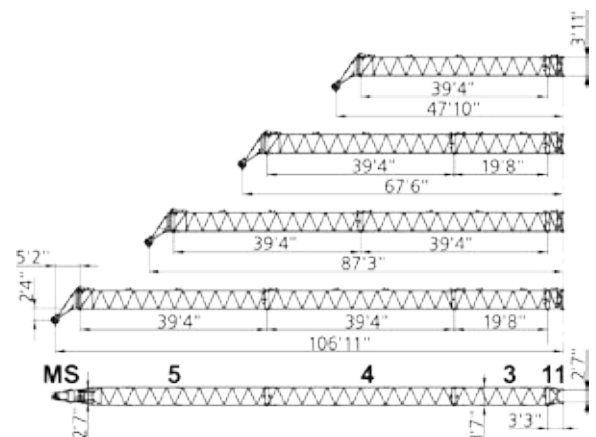
LF 0° / 20° / 40°



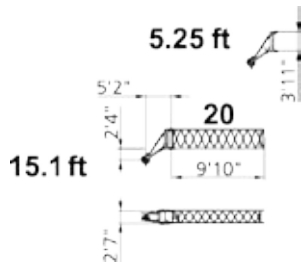
F 0° / 20° / 40°



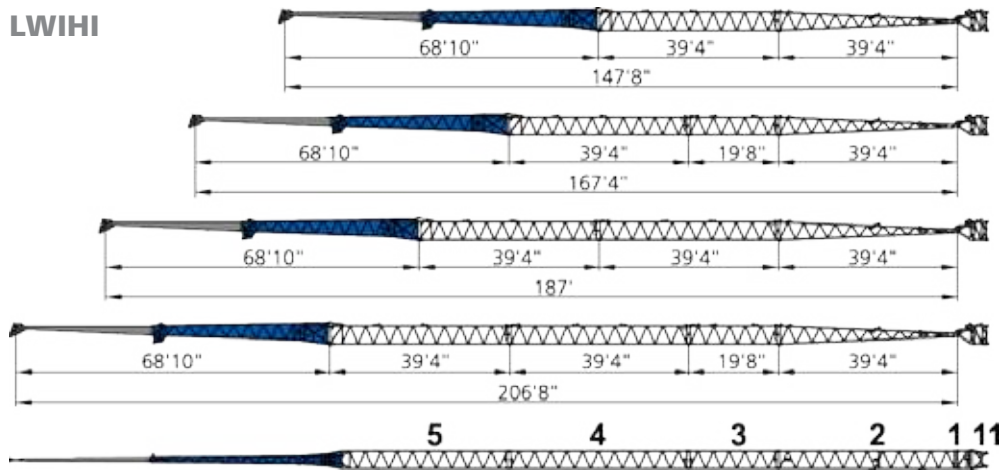
SF



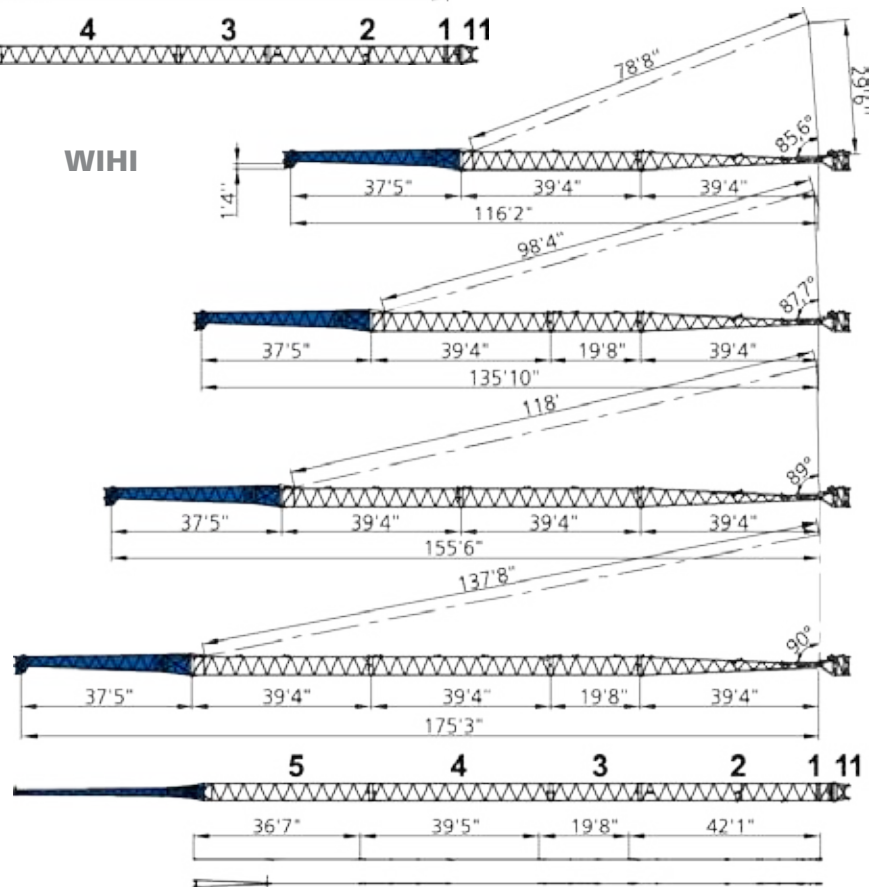
MS



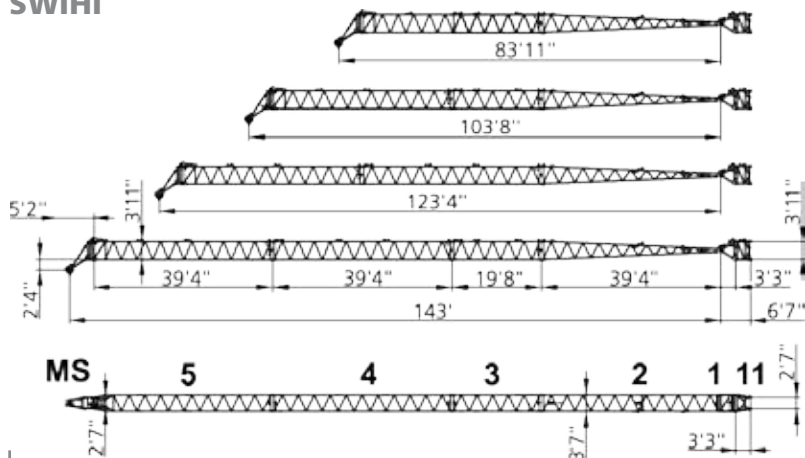
LWIHI


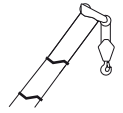


WIHI



SWIHI





206,800 lb		28.5 ft x 8 ft														360°		85%	
0°		(ft)																	
ft		47.6	47.6	64.0	80.1	96.5	112.5	128.9	145.0	161.4	177.5	193.9	210.0	226.4	242.5	262.5	ft		
1,000 lb																			
10	700.0*	-	-	-	-	-	-	-	-	-	-	-	-	-	-	-	10		
10	330.7	330.7	330.7	317.5	(-)	-	-	-	-	-	-	-	-	-	-	-	10		
12	330.7	330.7	330.7	317.5	283.3	-	-	-	-	-	-	-	-	-	-	-	12		
14	330.7	330.7	330.7	317.5	283.3	(-)	-	-	-	-	-	-	-	-	-	-	14		
16	330.7	323.2	324.9	313.3	283.3	(-)	(-)	(-)	-	-	-	-	-	-	-	-	16		
18	315.2	302.6	304.8	298.0	276.3	234.8	(-)	(-)	-	-	-	-	-	-	-	-	18		
20	295.6	280.3	282.5	280.4	266.8	232.6	184.7	(-)	(-)	-	-	-	-	-	-	-	20		
24	256.6	244.8	246.6	245.9	239.3	221.4	183.4	144.2	(-)	(-)	-	-	-	-	-	-	24		
28	223.9	217.0	218.7	218.6	212.5	206.7	180.6	141.7	114.9	(-)	(-)	(-)	-	-	-	-	28		
32	194.1	192.8	196.0	195.9	191.1	185.8	176.5	139.2	109.7	(-)	(-)	(-)	(-)	-	-	-	32		
36	155.9	155.9	177.7	177.7	173.8	170.3	165.4	136.4	103.0	90.4	(-)	(-)	(-)	(-)	(-)	(-)	36		
40	-	-	160.6	160.8	157.7	157.0	152.6	133.4	96.2	86.6	73.7	(-)	(-)	(-)	(-)	(-)	40		
48	-	-	126.9	132.4	131.0	132.6	129.3	124.3	84.0	77.2	68.4	60.2	(-)	(-)	(-)	(-)	48		
56	-	-	-	110.0	112.0	110.8	109.9	110.5	73.8	68.1	61.6	56.4	49.3	42.5	(-)	(-)	56		
64	-	-	-	91.7	94.9	93.4	95.8	94.0	67.9	60.2	55.1	51.4	46.5	41.9	33.1	64			
72	-	-	-	56.1	81.6	81.8	82.5	80.5	62.5	53.7	49.1	46.4	42.9	40.0	33.1	72			
80	-	-	-	-	68.7	73.6	72.2	70.0	58.0	48.2	44.2	41.9	39.1	37.5	31.9	80			
88	-	-	-	-	-	65.1	63.5	61.4	54.2	43.5	39.9	37.8	35.6	34.5	30.1	88			
96	-	-	-	-	-	54.8	56.4	54.3	51.2	39.5	36.1	34.4	32.4	31.7	28.1	96			
104	-	-	-	-	-	31.6	50.3	47.9	48.2	36.5	33.4	31.5	29.6	29.0	26.1	104			
112	-	-	-	-	-	-	43.1	42.5	44.5	34.3	31.2	29.0	27.2	26.5	23.9	112			
120	-	-	-	-	-	-	22.7	40.4	39.8	32.2	29.3	26.9	24.9	24.2	22.0	120			
128	-	-	-	-	-	-	-	35.7	35.7	30.5	27.5	25.1	23.0	22.1	20.2	128			
136	-	-	-	-	-	-	-	17.4	32.1	29.0	25.9	23.5	21.3	20.3	18.3	136			
144	-	-	-	-	-	-	-	16.6	27.8	27.6	24.5	21.9	19.9	18.6	16.6	144			
152	-	-	-	-	-	-	-	-	17.3	26.6	23.2	20.5	18.3	17.0	15.3	152			
160	-	-	-	-	-	-	-	-	-	23.1	21.9	19.3	17.1	15.7	13.9	160			
168	-	-	-	-	-	-	-	-	-	13.0	20.6	18.2	15.9	14.5	12.7	168			
176	-	-	-	-	-	-	-	-	-	12.2	19.0	17.1	14.7	13.4	11.6	176			
184	-	-	-	-	-	-	-	-	-	-	12.7	16.2	13.7	12.3	10.5	184			
192	-	-	-	-	-	-	-	-	-	-	-	9.7	12.8	11.3	9.5	192			
200	-	-	-	-	-	-	-	-	-	-	-	8.9	12.0	10.3	8.7	200			
208	-	-	-	-	-	-	-	-	-	-	-	7.8	9.4	9.4	7.8	208			
216	-	-	-	-	-	-	-	-	-	-	-	6.3	5.3	8.6	6.9	216			
224	-	-	-	-	-	-	-	-	-	-	-	-	-	7.2	6.2	224			
232	-	-	-	-	-	-	-	-	-	-	-	-	-	-	5.6	232			
240	-	-	-	-	-	-	-	-	-	-	-	-	-	-	5.0	240			

* Capacity class
 (-) Possible with reduced load

158,300 lb		28.5 ft x 27.8 ft				360° / Max.*								85%			
		360°	Max.	360°	Max.	360°	Max.	360°	Max.	360°	Max.	360°	Max.	360°	Max.		
ft		47.6ft	47.6ft	64.0ft	64.0ft	80.1ft	80.1ft	96.5ft	96.5ft	112.5ft	112.5ft	128.9ft	128.9ft	145.0ft	145.0ft	ft	
ft		1,000 lb														ft	
10	330.7	341.7	330.7	336.2	317.5	317.5	(-)	(-)	-	-	-	-	-	-	-	-	10
12	330.7	341.7	330.7	336.2	317.5	317.5	283.3	286.3	-	-	-	-	-	-	-	-	12
14	330.7	341.7	330.7	336.2	317.5	317.5	283.3	285.5	(-)	(-)	-	-	-	-	-	-	14
16	319.9	325.9	320.7	326.0	313.3	313.3	283.3	283.8	(-)	(-)	(-)	(-)	(-)	(-)	(-)	(-)	16
18	298.1	302.5	299.3	304.7	296.4	298.0	276.3	276.3	234.8	236.5	(-)	(-)	(-)	(-)	(-)	(-)	18
20	276.0	280.3	277.1	282.5	277.1	280.4	266.8	266.8	232.6	232.6	184.7	184.7	(-)	(-)	(-)	(-)	20
24	241.1	244.8	242.6	246.6	242.6	245.9	239.3	239.3	221.4	221.4	183.4	183.4	144.2	144.2	144.2	144.2	24
28	213.2	216.0	215.3	217.7	215.3	217.6	212.5	212.5	206.7	206.7	180.6	180.6	141.7	141.7	141.7	141.7	28
32	189.0	189.2	191.0	191.2	191.0	191.2	189.4	189.4	185.8	185.8	176.5	176.5	139.2	139.2	139.2	139.2	32
36	153.8	153.7	168.9	169.9	169.0	169.9	167.7	168.5	166.8	167.6	163.1	164.0	136.4	136.4	136.4	136.4	36
40	-	-	148.3	150.6	148.5	150.6	149.7	150.0	149.4	151.1	147.2	149.3	133.3	133.4	133.4	133.4	40
48	-	-	120.2	122.5	121.5	122.4	121.4	124.0	119.8	122.7	121.7	122.6	120.4	121.6	121.6	121.6	48
56	-	-	-	-	100.7	103.7	100.1	103.0	101.7	102.7	101.2	104.0	98.8	101.9	101.9	101.9	56
64	-	-	-	-	83.4	88.0	83.6	87.3	85.7	89.5	83.7	88.2	81.0	86.2	86.2	86.2	64
72	-	-	-	-	56.1	56.1	72.4	75.2	71.5	77.4	69.7	75.9	67.1	73.9	73.9	73.9	72
80	-	-	-	-	-	-	62.1	67.2	61.0	68.0	59.2	66.4	56.8	64.6	64.6	64.6	80
88	-	-	-	-	-	-	-	-	52.9	60.3	51.0	58.7	50.9	56.6	56.6	56.6	88
96	-	-	-	-	-	-	-	-	46.2	53.2	44.4	51.9	46.3	49.7	49.7	49.7	96
104	-	-	-	-	-	-	-	-	31.6	31.6	41.3	45.9	40.8	44.9	44.9	44.9	104
112	-	-	-	-	-	-	-	-	-	-	37.9	40.6	36.1	42.1	42.1	42.1	112
120	-	-	-	-	-	-	-	-	-	-	22.7	22.7	32.2	38.4	38.4	38.4	120
128	-	-	-	-	-	-	-	-	-	-	-	-	28.9	34.0	34.0	34.0	128
136	-	-	-	-	-	-	-	-	-	-	-	-	17.4	17.4	17.4	17.4	136
144	-	-	-	-	-	-	-	-	-	-	-	-	16.6	16.6	16.6	16.6	144

		360°	Max.	360°	Max.	360°	Max.	360°	Max.	360°	Max.	360°	Max.	360°	Max.		
ft		161.4ft	161.4ft	177.5ft	177.5ft	193.9ft	193.9ft	210.0ft	210.0ft	226.4ft	226.4ft	242.5ft	242.5ft	262.5ft	262.5ft	ft	
ft		1,000 lb														ft	
20	(-)	(-)	-	-	(-)	(-)	-	-	-	-	-	-	-	-	-	-	20
24	(-)	(-)	(-)	(-)	(-)	(-)	-	-	-	-	-	-	-	-	-	-	24
28	114.9	114.9	(-)	(-)	(-)	(-)	(-)	(-)	(-)	(-)	(-)	(-)	(-)	(-)	(-)	(-)	28
32	109.7	109.7	(-)	(-)	(-)	(-)	(-)	(-)	(-)	(-)	(-)	(-)	(-)	(-)	(-)	(-)	32
36	103.0	103.0	90.4	90.4	(-)	(-)	(-)	(-)	(-)	(-)	(-)	(-)	(-)	(-)	(-)	(-)	36
40	96.2	96.2	86.6	86.6	73.7	73.7	(-)	(-)	(-)	(-)	(-)	(-)	(-)	(-)	(-)	(-)	40
48	84.0	84.0	77.2	77.2	68.4	68.4	60.2	60.2	(-)	(-)	(-)	(-)	(-)	(-)	(-)	(-)	48
56	73.8	73.8	68.1	68.1	61.6	61.7	56.4	56.4	49.3	49.3	42.5	42.5	(-)	(-)	(-)	(-)	56
64	67.9	67.9	60.2	60.2	55.1	55.1	51.4	51.4	46.5	46.5	41.9	41.9	33.1	33.1	33.1	33.1	64
72	62.5	62.5	53.7	53.7	49.1	49.1	46.4	46.4	42.9	42.9	40.0	40.0	33.1	33.1	33.1	33.1	72
80	57.6	58.0	48.2	48.2	44.2	44.2	41.9	41.9	39.1	39.1	37.5	37.5	31.9	31.9	31.9	31.9	80
88	50.6	54.2	43.5	43.5	39.9	39.9	37.8	37.8	35.6	35.6	34.5	34.5	30.1	30.1	30.1	30.1	88
96	43.9	50.6	39.5	39.5	36.1	36.1	34.4	34.4	32.4	32.4	31.7	31.7	28.1	28.1	28.1	28.1	96
104	38.4	45.5	36.5	36.5	33.4	33.4	31.5	31.5	29.6	29.6	29.0	29.0	26.1	26.1	26.1	26.1	104
112	33.7	40.3	34.2	34.3	31.2	31.2	29.0	29.0	27.2	27.2	26.5	26.5	23.9	23.9	23.9	23.9	112
120	30.0	36.1	30.9	32.2	29.3	29.3	26.9	26.9	24.9	24.9	24.2	24.2	22.0	22.0	22.0	22.0	120
128	28.3	32.5	27.3	30.5	27.3	27.5	25.1	25.1	23.0	23.0	22.1	22.1	20.2	20.2	20.2	20.2	128
136	26.5	29.2	24.1	29.0	24.5	25.9	23.5	23.5	21.3	21.3	20.3	20.3	18.3	18.3	18.3	18.3	136
144	23.9	26.4	22.5	27.2	21.7	24.5	21.3	21.9	19.9	19.9	18.6	18.6	16.6	16.6	16.6	16.6	144
152	17.3	17.3	21.4	24.6	19.3	23.2	18.9	20.5	18.0	18.3	16.5	17.0	15.3	15.3	15.3	15.3	152
160	-	-	19.5	21.7	17.7	21.9	16.6	19.3	15.9	17.1	14.7	15.7	13.9	13.9	13.9	13.9	160
168	-	-	13.0	13.0	16.3	20.5	14.8	18.2	13.9	15.9	13.4	14.5	12.3	12.7	12.7	12.7	168
176	-	-	12.2	12.2	15.0	18.8	13.6	17.1	12.2	14.7	12.1	13.4	10.4	11.6	11.6	11.6	176
184	-	-	-	-	12.7	12.7	12.2	16.1	10.6	13.7	10.6	12.3	8.9	10.5	10.5	10.5	184
192	-	-	-	-	-	-	9.7	9.7	9.2	12.8	9.2	11.3	7.4	9.5	9.5	9.5	192
200	-	-	-	-	-	-	8.9	8.9	7.8	12.0	7.8	10.3	6.1	8.7	8.7	8.7	200
208	-	-	-	-	-	-	7.8	7.8	6.5	9.4	6.7	9.4	4.9	7.8	7.8	7.8	208
216	-	-	-	-	-	-	6.3	6.3	5.2	6.3	5.6	8.6	3.8	6.9	6.9	6.9	216
224	-	-	-	-	-	-	-	-	-	-	4.6	7.2	-	6.2	6.2	6.2	224
232	-	-	-	-	-	-	-	-	-	-	-	-	-	5.6	5.6	5.6	232
240	-	-	-	-	-	-	-	-	-	-	-	-	-	5.0	5.0	5.0	240

* Max. values are valid only for specific superstructure positions (-) Possible with reduced load

109,800 lb		28.5 ft x 27.8 ft				360° / Max.*								85%			
		360°	Max.	360°	Max.	360°	Max.	360°	Max.	360°	Max.	360°	Max.	360°	Max.		
ft		47.6ft	47.6ft	64.0ft	64.0ft	80.1ft	80.1ft	96.5ft	96.5ft	112.5ft	112.5ft	128.9ft	128.9ft	145.0ft	145.0ft	ft	
ft		1,000 lb														ft	
10	330.7	341.7	330.7	336.2	317.5	317.5	(-)	(-)	-	-	-	-	-	-	-	-	10
12	330.7	341.7	330.7	336.2	317.5	317.5	283.3	286.3	-	-	-	-	-	-	-	-	12
14	330.7	341.7	330.7	336.2	317.5	317.5	283.3	285.5	(-)	(-)	-	-	-	-	-	-	14
16	315.7	325.9	316.6	326.0	313.3	313.3	283.3	283.8	(-)	(-)	(-)	(-)	(-)	(-)	(-)	(-)	16
18	293.2	302.5	294.3	304.7	294.3	298.0	276.3	276.3	234.8	236.5	(-)	(-)	(-)	(-)	(-)	(-)	18
20	271.6	279.9	272.8	282.1	272.8	280.1	266.7	266.8	232.6	232.6	184.7	184.7	(-)	(-)	(-)	(-)	20
24	235.2	238.1	237.7	240.2	237.7	240.2	236.5	237.5	220.6	221.1	183.4	183.4	144.2	144.2	144.2	144.2	24
28	199.3	203.1	202.4	205.2	202.5	205.0	201.1	203.8	198.8	201.9	180.6	180.6	141.7	141.7	141.7	141.7	28
32	169.1	175.6	172.4	177.8	172.4	177.7	174.1	178.2	173.3	178.4	164.2	164.2	139.2	139.2	139.2	139.2	32
36	143.3	146.8	152.3	156.3	150.6	156.2	153.1	158.4	151.6	156.9	144.0	144.0	131.9	136.4	136.4	136.4	36
40	-	-	132.5	138.4	133.6	139.3	133.1	138.8	131.6	137.3	130.9	138.1	122.7	132.3	132.3	132.3	40
48	-	-	99.0	111.6	100.2	112.4	103.6	111.8	103.0	114.2	100.9	112.8	96.8	110.8	110.8	110.8	48
56	-	-	-	-	81.1	93.1	81.7	93.7	80.8	95.0	78.8	93.6	76.1	91.6	91.6	91.6	56
64	-	-	-	-	66.0	78.9	66.3	78.3	65.2	80.5	63.2	79.2	63.9	77.2	77.2	77.2	64
72	-	-	-	-	54.7	56.1	54.7	56.1	53.6	69.5	54.8	67.9	54.0	65.9	65.9	65.9	72
80	-	-	-	-	-	-	46.1	61.6	46.3	60.8	47.4	59.2	45.4	57.3	57.3	57.3	80
88	-	-	-	-	-	-	-	-	41.7	53.5	40.6	51.9	38.6	50.9	50.9	50.9	88
96	-	-	-	-	-	-	-	-	36.2	46.8	35.1	45.0	34.0	46.6	46.6	46.6	96
104	-	-	-	-	-	-	-	-	30.9	31.6	30.5	41.3	31.1	40.9	40.9	40.9	104
112	-	-	-	-	-	-	-	-	-	-	26.8	37.9	27.6	35.9	35.9	35.9	112
120	-	-	-	-	-	-	-	-	-	-	22.7	22.7	24.4	32.0	32.0	32.0	120
128	-	-	-	-	-	-	-	-	-	-	-	-	21.5	28.4	28.4	28.4	128
136	-	-	-	-	-	-	-	-	-	-	-	-	17.4	17.4	17.4	17.4	136
144	-	-	-	-	-	-	-	-	-	-	-	-	16.6	16.6	16.6	16.6	144

		360°	Max.	360°	Max.	360°	Max.	360°	Max.	360°	Max.	360°	Max.	360°	Max.		
ft		161.4ft	161.4ft	177.5ft	177.5ft	193.9ft	193.9ft	210.0ft	210.0ft	226.4ft	226.4ft	242.5ft	242.5ft	262.5ft	262.5ft	ft	
ft		1,000 lb														ft	
20	(-)	(-)	-	-	(-)	(-)	-	-	-	-	-	-	-	-	-	-	20
24	(-)	(-)	(-)	(-)	(-)	(-)	-	-	-	-	-	-	-	-	-	-	24
28	114.9	114.9	(-)	(-)	(-)	(-)	(-)	(-)	(-)	(-)	(-)	(-)	(-)	(-)	(-)	(-)	28
32	109.7	109.7	(-)	(-)	(-)	(-)	(-)	(-)	(-)	(-)	(-)	(-)	(-)	(-)	(-)	(-)	32
36	103.0	103.0	90.4	90.4	(-)	(-)	(-)	(-)	(-)	(-)	(-)	(-)	(-)	(-)	(-)	(-)	36
40	96.2	96.2	86.6	86.6	73.7	73.7	(-)	(-)	(-)	(-)	(-)	(-)	(-)	(-)	(-)	(-)	40
48	84.0	84.0	77.2	77.2	68.4	68.4	60.2	60.2	(-)	(-)	(-)	(-)	(-)	(-)	(-)	(-)	48
56	73.8	73.8	68.1	68.1	61.6	61.7	56.4	56.4	49.3	49.3	42.5	42.5	(-)	(-)	(-)	(-)	56
64	63.0	67.9	58.7	60.2	55.1	55.1	51.4	51.4	46.5	46.5	41.9	41.9	33.1	33.1	33.1	33.1	64
72	51.4	62.5	49.5	53.7	48.4	49.1	46.4	46.4	42.9	42.9	40.0	40.0	33.1	33.1	33.1	33.1	72
80	43.6	57.8	44.1	48.2	42.2	44.2	40.8	41.9	38.9	39.1	37.5	37.5	31.9	31.9	31.9	31.9	80
88	38.8	51.5	37.5	43.5	37.8	39.9	36.8	37.8	34.9	35.6	34.1	34.5	30.1	30.1	30.1	30.1	88
96	34.2	44.5	33.7	39.5	32.5	36.1	32.0	34.4	31.0	32.4	29.5	31.7	28.1	28.1	28.1	28.1	96
104	29.6	38.6	29.9	36.5	29.3	33.4	27.9	31.5	26.4	29.6	26.1	29.0	24.6	26.1	26.1	26.1	104
112	26.8	33.7	26.0	34.2	25.4	31.2	24.1	29.0	22.3	27.2	22.5	26.5	20.5	23.9	23.9	23.9	112
120	24.2	30.0	23.2	30.6	21.9	29.3	20.7	26.9	19.1	24.9	19.1	24.2	17.3	22.0	22.0	22.0	120
128	21.4	28.3	20.5	27.0	19.2	27.1	18.1	25.1	16.1	23.0	16.3	22.1	14.3	20.2	20.2	20.2	128
136	18.9	26.2	18.0	24.0	16.6	24.3	15.5	23.5	13.5	21.3	13.8	20.3	11.8	18.3	18.3	18.3	136
144	16.9	23.5	15.9	22.5	14.4	21.5	13.3	21.1	11.3	19.9	11.6	18.6	9.6	16.6	16.6	16.6	144
152	15.0	17.3	13.9	21.3	12.5	19.1	11.2	18.7	9.4	17.8	9.5	16.4	7.7	15.3	15.3	15.3	152
160	-	-	12.3	19.2	10.7	17.7	9.6	16.5	7.6	15.7	7.9	14.7	6.1	13.9	13.9	13.9	160
168	-	-	10.8	10.8	9.3	16.2	8.1	14.7	6.2	13.9	6.3	13.4	4.6	12.3	12.3	12.3	168
176	-	-	9.5	9.5	7.9	14.8	6.6	13.6	4.8	12.2	4.8	12.1	3.1	10.4	10.4	10.4	176
184	-	-	-	-	6.7	6.7	5.4	12.7	3.6	10.6	3.6	10.6	-	8.9	8.9	8.9	184
192	-	-	-	-	-	-	-	4.2	4.2	-	9.7	-	9.2	-	7.5	7.5	192
200	-	-	-	-	-	-	-	3.3	3.3	-	8.9	-	7.8	-	6.2	6.2	200
208	-	-	-	-	-	-	-	-	-	-	7.8	-	6.7	-	5.1	5.1	208
216	-	-	-	-	-	-	-	-	-	-	6.3	-	5.6	-	4.0	4.0	216
224	-	-	-	-	-	-	-	-	-	-	-	-	4.8	-	3.1	3.1	224

* Max. values are valid only for specific superstructure positions
 (-) Possible with reduced load

42,300 lb		28.5 ft x 27.8 ft				360° / Max.*								85%			
		360°	Max.	360°	Max.	360°	Max.	360°	Max.	360°	Max.	360°	Max.	360°	Max.		
ft		47.6ft	47.6ft	64.0ft	64.0ft	80.1ft	80.1ft	96.5ft	96.5ft	112.5ft	112.5ft	128.9ft	128.9ft	145.0ft	145.0ft	ft	
ft		1,000 lb														ft	
10	330.7	341.7	330.7	336.2	317.5	317.5	(-)	(-)	-	-	-	-	-	-	-	-	10
12	330.7	341.7	330.7	336.2	317.5	317.5	283.3	286.3	-	-	-	-	-	-	-	-	12
14	327.8	341.7	328.3	336.2	317.5	317.5	283.3	285.5	(-)	(-)	-	-	-	-	-	-	14
16	309.4	319.6	310.5	319.8	308.3	313.3	283.3	283.8	229.6	(-)	(-)	(-)	(-)	(-)	(-)	(-)	16
18	278.5	287.5	280.7	289.9	279.1	288.5	255.4	273.0	224.8	236.5	(-)	(-)	(-)	(-)	(-)	(-)	18
20	247.3	257.5	250.5	260.0	246.3	260.0	230.3	257.4	209.1	232.3	182.1	184.7	(-)	(-)	(-)	(-)	20
24	197.1	212.4	202.6	215.0	193.1	210.7	178.3	211.6	167.0	208.3	157.0	181.3	138.8	144.2	24	24	
28	151.5	176.7	158.6	180.4	153.2	181.1	145.4	179.4	138.3	171.2	127.0	161.9	116.8	141.1	28	28	
32	114.5	150.2	121.8	154.1	125.1	155.1	121.9	154.6	114.0	147.3	105.2	139.2	99.3	123.6	32	32	
36	91.5	131.2	98.2	135.0	104.4	136.1	102.2	132.4	97.2	128.2	91.6	116.9	87.5	104.4	36	36	
40	-	-	80.7	117.8	83.9	118.8	84.4	118.0	82.3	108.8	81.4	98.8	76.1	91.6	40	40	
48	-	-	57.4	89.9	60.2	92.3	60.6	90.3	63.6	83.6	62.5	76.2	60.4	75.2	48	48	
56	-	-	-	-	46.1	70.7	48.6	70.5	48.4	66.5	48.4	64.8	48.4	60.8	56	56	
64	-	-	-	-	36.7	54.8	38.1	55.0	38.5	55.0	39.0	54.8	38.8	50.4	64	64	
72	-	-	-	-	29.0	44.1	30.4	44.6	31.4	46.5	31.5	45.4	31.3	44.0	72	72	
80	-	-	-	-	-	-	24.6	38.7	25.7	38.5	25.7	37.6	25.5	38.7	80	80	
88	-	-	-	-	-	-	-	-	21.1	32.7	21.0	32.9	20.9	32.7	88	88	
96	-	-	-	-	-	-	-	-	17.5	28.1	17.3	28.9	17.2	28.3	96	96	
104	-	-	-	-	-	-	-	-	14.5	25.2	14.3	25.4	14.0	24.9	104	104	
112	-	-	-	-	-	-	-	-	-	-	11.6	22.1	11.3	21.7	112	112	
120	-	-	-	-	-	-	-	-	-	-	9.5	19.5	9.3	19.2	120	120	
128	-	-	-	-	-	-	-	-	-	-	-	-	7.5	16.7	128	128	
136	-	-	-	-	-	-	-	-	-	-	-	-	5.9	14.6	136	136	
144	-	-	-	-	-	-	-	-	-	-	-	-	4.7	12.9	144	144	

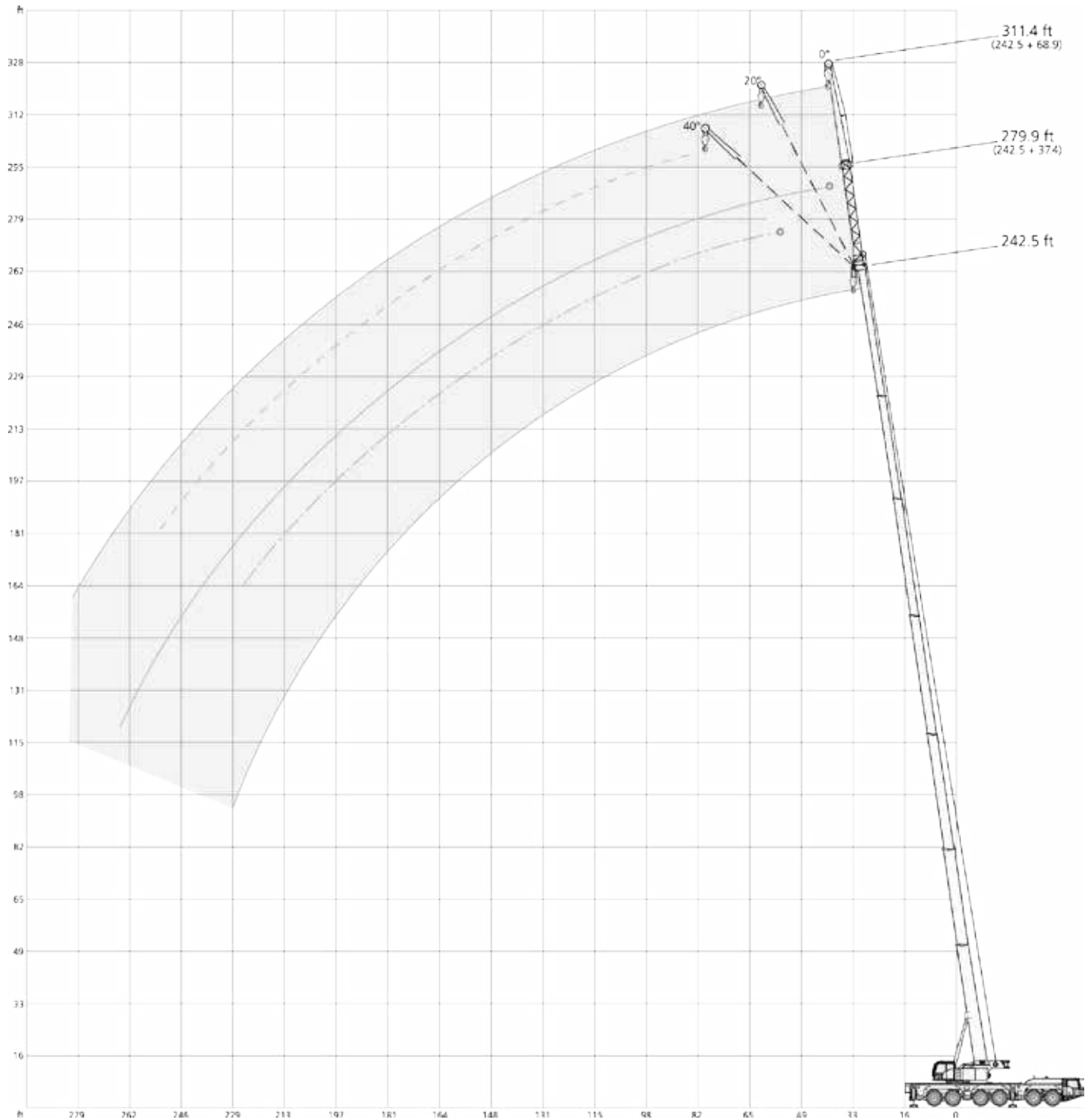
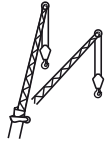
		360°	Max.	360°	Max.	360°	Max.	360°	Max.	360°	Max.	360°	Max.	360°	Max.		
ft		161.4ft	161.4ft	177.5ft	177.5ft	193.9ft	193.9ft	210.0ft	210.0ft	226.4ft	226.4ft	242.5ft	242.5ft	262.5ft	262.5ft	ft	
ft		1,000 lb														ft	
20	(-)	(-)	-	-	-	-	-	-	-	-	-	-	-	-	-	-	20
24	(-)	(-)	(-)	(-)	(-)	(-)	(-)	(-)	(-)	(-)	(-)	(-)	(-)	(-)	(-)	(-)	24
28	106.8	114.9	(-)	(-)	(-)	(-)	(-)	(-)	(-)	(-)	(-)	(-)	(-)	(-)	(-)	(-)	28
32	94.2	107.8	83.5	(-)	(-)	(-)	(-)	(-)	(-)	(-)	(-)	(-)	(-)	(-)	(-)	(-)	32
36	82.0	95.3	76.8	85.4	(-)	(-)	(-)	(-)	(-)	(-)	(-)	(-)	(-)	(-)	(-)	(-)	36
40	72.0	87.0	69.0	77.9	66.0	71.7	(-)	(-)	(-)	(-)	(-)	(-)	(-)	(-)	(-)	(-)	40
48	57.8	69.2	57.3	65.3	53.5	61.7	49.9	57.3	(-)	(-)	(-)	(-)	(-)	(-)	(-)	(-)	48
56	48.0	56.6	45.7	55.0	42.3	53.3	39.3	50.8	35.7	46.5	34.7	41.5	(-)	(-)	(-)	56	
64	38.1	49.5	36.7	47.8	33.9	45.8	31.5	42.8	28.1	40.8	27.4	37.6	24.0	33.1	64	64	
72	30.4	42.0	29.3	41.8	27.5	38.7	25.3	38.0	22.2	35.2	21.5	31.9	18.2	28.6	72	72	
80	24.5	37.0	23.4	36.1	21.7	33.4	19.8	32.5	17.1	29.9	16.5	27.1	13.2	23.8	80	80	
88	19.8	32.4	18.7	31.3	17.2	30.0	15.5	28.0	12.9	25.6	12.4	23.0	9.3	20.0	88	88	
96	16.1	27.8	14.9	27.2	13.4	26.6	11.9	24.2	9.6	22.0	9.1	19.5	6.2	16.6	96	96	
104	12.9	24.3	11.8	23.4	10.3	23.3	8.9	21.1	6.7	18.9	6.3	16.5	3.6	13.8	104	104	
112	10.5	21.0	9.4	19.9	7.8	20.1	6.5	18.2	4.5	16.2	4.1	13.8	-	11.1	112	112	
120	8.3	18.2	7.3	17.2	5.7	17.2	4.4	15.7	-	14.0	-	11.6	-	9.0	120	120	
128	6.4	15.7	5.4	14.8	4.0	14.8	-	13.4	-	12.0	-	9.6	-	7.2	128	128	
136	4.9	13.7	3.8	12.6	-	12.8	-	11.3	-	10.1	-	7.9	-	5.4	136	136	
144	3.6	11.8	2.5	10.9	-	10.9	-	9.6	-	8.4	-	6.2	-	3.8	144	144	
152	-	10.2	-	9.3	-	9.3	-	7.9	-	6.8	-	4.9	-	-	152	152	
160	-	-	-	7.8	-	8.0	-	6.5	-	5.3	-	3.5	-	-	160	160	
168	-	-	-	-	-	6.7	-	5.4	-	4.1	-	-	-	-	168	168	
176	-	-	-	-	-	5.7	-	4.1	-	3.0	-	-	-	-	176	176	
184	-	-	-	-	-	-	-	3.2	-	-	-	-	-	-	184	184	





* Max. values are valid only for specific superstructure positions
 (-) Possible with reduced load





0 lb		28.5 ft x 27.8 ft												360° / Max.*		85%	
		360°	Max.	360°	Max.	360°	Max.	360°	Max.	360°	Max.	360°	Max.	360°	Max.		
		47.6ft	47.6ft	64.0ft	64.0ft	80.1ft	80.1ft	96.5ft	96.5ft	112.5ft	112.5ft	128.9ft	128.9ft	145.0ft	145.0ft		
ft		1,000 lb														ft	
10		330.7	341.7	330.7	336.2	317.5	317.5	(-)	(-)	-	-	-	-	-	-	-	10
12		330.7	341.7	330.7	336.2	317.5	317.5	282.9	286.3	-	-	-	-	-	-	-	12
14		320.7	332.2	322.5	330.5	292.7	317.5	261.5	285.5	(-)	(-)	-	-	-	-	-	14
16		283.7	300.3	271.2	302.7	241.8	300.5	214.7	280.8	173.7	229.6	(-)	(-)	(-)	(-)	(-)	16
18		238.5	267.0	224.3	261.2	200.9	258.0	178.0	247.5	165.5	224.3	(-)	(-)	(-)	(-)	(-)	18
20		194.8	231.8	180.5	232.6	163.4	229.6	153.6	219.5	138.0	202.7	126.7	171.6	(-)	(-)	(-)	20
24		128.6	188.3	128.9	192.3	123.6	186.1	113.9	163.8	105.7	149.1	99.4	128.6	91.1	116.2	24	
28		84.8	158.2	96.2	155.1	93.7	139.0	87.7	130.3	85.0	115.6	79.8	105.8	75.5	99.1	28	
32		57.4	128.0	69.3	119.0	72.7	114.0	72.0	104.2	68.6	95.1	65.0	91.2	61.0	84.1	32	
36		41.8	98.4	52.6	97.7	58.9	95.3	58.9	88.5	57.7	83.0	54.3	79.4	51.2	73.9	36	
40		-	-	39.0	81.0	45.4	80.0	47.4	74.8	47.5	73.8	45.0	68.4	42.7	65.8	40	
48		-	-	23.9	55.7	29.9	58.5	31.7	59.7	33.2	57.1	32.6	55.3	31.2	52.4	48	
56		-	-	-	-	20.2	45.0	21.8	46.6	23.4	45.3	23.1	44.3	22.8	41.6	56	
64		-	-	-	-	13.5	35.1	15.1	36.4	16.5	37.1	16.4	35.7	16.4	33.7	64	
72		-	-	-	-	8.9	27.9	10.2	29.0	11.6	30.1	11.6	29.5	11.4	27.7	72	
80		-	-	-	-	-	-	6.9	23.5	8.1	24.6	7.9	24.4	7.9	23.0	80	
88		-	-	-	-	-	-	-	-	5.4	20.0	5.2	19.9	5.1	19.2	88	
96		-	-	-	-	-	-	-	-	3.2	16.4	3.1	16.2	2.9	16.0	96	
104		-	-	-	-	-	-	-	-	-	13.4	-	13.2	-	12.9	104	
112		-	-	-	-	-	-	-	-	-	-	-	10.7	-	10.5	112	
120		-	-	-	-	-	-	-	-	-	-	-	8.7	-	8.4	120	
128		-	-	-	-	-	-	-	-	-	-	-	-	-	6.8	128	
136		-	-	-	-	-	-	-	-	-	-	-	-	-	5.2	136	
144		-	-	-	-	-	-	-	-	-	-	-	-	-	4.0	144	





		360°	Max.	360°	Max.	360°	Max.	360°	Max.	360°	Max.	360°	Max.	360°	Max.		
		161.4ft	161.4ft	177.5ft	177.5ft	193.9ft	193.9ft	210.0ft	210.0ft	226.4ft	226.4ft	242.5ft	242.5ft	262.5ft	262.5ft		
ft		1,000 lb														ft	
20		(-)	(-)	-	-	-	-	-	-	-	-	-	-	-	-	-	20
24		(-)	(-)	(-)	(-)	(-)	(-)	-	-	-	-	-	-	-	-	-	24
28		65.9	88.8	(-)	(-)	(-)	(-)	(-)	(-)	-	-	-	-	-	-	-	28
32		56.1	79.3	46.4	71.0	(-)	(-)	(-)	(-)	-	(-)	-	(-)	-	(-)	-	32
36		47.1	69.3	42.2	65.4	(-)	(-)	(-)	(-)	-	(-)	-	(-)	-	(-)	-	36
40		39.2	62.1	36.2	57.5	32.3	55.0	(-)	(-)	-	(-)	-	(-)	-	(-)	-	40
48		28.5	48.1	26.2	44.5	22.9	42.9	20.0	38.7	-	(-)	-	(-)	-	(-)	-	48
56		20.6	38.1	18.6	35.4	15.6	34.2	12.7	30.7	-	27.6	-	24.3	-	(-)	-	56
64		14.4	30.7	12.6	28.4	9.9	27.5	7.3	24.5	-	22.0	-	19.1	-	15.7	64	
72		10.0	25.0	8.2	23.0	5.6	22.4	3.4	19.7	-	17.5	-	14.6	-	11.8	72	
80		6.6	20.6	5.1	18.9	-	18.4	-	16.0	-	13.9	-	11.2	-	8.6	80	
88		4.0	17.2	-	15.5	-	15.1	-	12.9	-	11.0	-	8.4	-	5.8	88	
96		-	14.3	-	12.7	-	12.4	-	10.2	-	8.4	-	6.0	-	3.4	96	
104		-	11.8	-	10.2	-	10.2	-	8.0	-	6.2	-	3.8	-	-	104	
112		-	9.6	-	8.3	-	8.1	-	6.1	-	4.3	-	-	-	-	112	
120		-	7.5	-	6.4	-	6.2	-	4.3	-	-	-	-	-	-	120	
128		-	5.7	-	4.6	-	4.6	-	2.9	-	-	-	-	-	-	128	
136		-	4.3	-	3.2	-	3.2	-	-	-	-	-	-	-	-	136	
144		-	2.9	-	-	-	-	-	-	-	-	-	-	-	-	144	





* Max. values are valid only for specific superstructure positions
 (-) Possible with reduced load



206,800 lb		28.5 ft x 27.8 ft		360°		85%	
 47.6 ft							
  37.4 ft							
 68.9 ft							
ft	0°	20°	40°	0°	20°	40°	1,000 lb
10	47.4	-	-	-	-	-	-
12	47.4	-	-	24.0	-	-	-
14	47.4	-	-	23.7	-	-	-
16	47.4	-	-	23.3	-	-	-
18	47.4	-	-	22.9	-	-	-
20	47.4	37.5	-	22.6	-	-	-
24	47.4	34.5	-	21.9	-	-	-
28	45.6	31.8	-	21.3	-	-	-
32	41.1	29.7	23.4	20.3	-	-	-
36	37.2	27.8	22.4	19.3	-	-	-
40	33.8	26.0	21.5	18.3	14.2	-	-
48	29.0	23.4	20.2	16.0	12.9	-	-
56	25.4	21.2	19.0	14.3	11.7	-	-
64	22.2	19.7	-	12.7	10.7	9.4	-
72	19.9	18.5	-	11.5	9.9	8.8	-
80	-	-	-	10.5	9.4	8.5	-
88	-	-	-	9.6	8.7	8.2	-
96	-	-	-	9.0	8.5	-	-
104	-	-	-	8.4	-	-	-

 145.0 ft							
  37.4 ft							
 68.9 ft							
ft	0°	20°	40°	0°	20°	40°	1,000 lb
28	47.4	-	-	19.9	-	-	-
32	47.4	-	-	19.7	-	-	-
36	47.4	-	-	19.3	-	-	-
40	47.4	32.5	-	18.9	-	-	-
48	46.6	30.4	22.5	18.2	-	-	-
56	43.0	28.5	21.7	17.5	13.5	-	-
64	39.3	26.8	20.9	16.9	12.9	-	-
72	36.0	25.4	20.3	16.3	12.1	-	-
80	33.1	24.1	19.8	15.6	11.6	9.2	-
88	30.6	23.0	19.3	15.0	11.1	8.9	-
96	28.6	22.1	18.9	14.2	10.5	8.7	-
104	26.9	21.3	18.6	13.3	10.2	8.6	-
112	25.3	20.5	18.3	12.5	9.7	8.4	-
120	23.9	19.7	18.1	11.9	9.4	8.2	-
128	22.7	19.2	18.0	11.2	9.1	8.0	-
136	21.6	18.6	14.6	10.7	8.9	7.9	-
144	20.6	18.3	-	10.4	8.6	7.9	-
152	19.7	18.1	-	9.9	8.4	7.9	-
160	19.0	11.7	-	9.5	8.3	7.9	-
168	10.9	-	-	9.1	8.1	-	-
176	10.2	-	-	8.9	8.0	-	-
184	-	-	-	8.6	7.9	-	-
192	-	-	-	8.3	-	-	-
200	-	-	-	8.2	-	-	-

 242.5 ft							
  37.4 ft							
 68.9 ft							
ft	0°	20°	40°	0°	20°	40°	1,000 lb
64	24.5	-	-	12.6	-	-	-
72	24.5	-	-	12.4	-	-	-
80	24.5	23.1	-	12.3	-	-	-
88	24.5	22.4	19.0	12.0	-	-	-
96	24.5	21.8	18.6	11.9	10.9	-	-
104	24.5	21.2	18.3	11.7	10.6	-	-
112	23.7	20.5	18.1	11.5	10.3	8.4	-
120	22.1	20.2	17.8	11.4	9.9	8.2	-
128	20.5	19.6	17.5	11.1	9.6	8.0	-
136	18.9	19.1	17.3	11.0	9.5	7.9	-
144	17.3	17.7	16.6	10.8	9.3	7.9	-
152	15.9	16.4	15.8	10.5	9.0	7.7	-
160	14.6	15.0	15.0	10.4	8.7	7.7	-
168	13.4	13.8	14.0	10.2	8.5	7.7	-
176	12.3	12.7	12.9	10.0	8.4	7.7	-
184	11.2	11.6	11.9	9.6	8.3	7.6	-
192	10.2	10.6	10.8	9.1	8.1	7.5	-
200	9.4	9.7	9.9	8.6	7.8	7.5	-
208	8.6	8.8	8.9	8.1	7.6	7.5	-
216	7.8	8.0	8.0	7.5	7.5	7.5	-
224	7.1	7.2	-	6.9	7.2	7.4	-
232	6.4	6.4	-	6.2	6.9	7.0	-
240	5.7	5.7	-	5.7	6.2	6.2	-
248	5.1	5.1	-	5.2	5.5	-	-
256	-	-	-	4.6	4.8	-	-
264	-	-	-	4.1	4.3	-	-
272	-	-	-	3.5	3.7	-	-
280	-	-	-	3.0	3.0	-	-

 262.5 ft							
  37.4 ft							
 68.9 ft							
ft	0°	20°	40°*	0°*	20°*	40°*	1,000 lb
72	19.2	-	-	11.2	-	-	-
80	19.2	-	-	11.2	-	-	-
88	19.2	19.2	-	11.0	-	-	-
96	19.2	19.2	18.2	10.9	-	-	-
104	19.2	19.2	17.9	10.8	10.4	-	-
112	19.2	19.2	17.6	10.6	10.1	8.4	-
120	18.9	19.1	17.4	10.5	9.9	8.2	-
128	17.9	18.2	17.2	10.4	9.6	8.0	-
136	16.6	17.0	16.7	10.2	9.3	7.9	-
144	15.5	15.7	15.9	10.1	9.3	7.9	-
152	14.1	14.6	14.8	9.9	9.0	7.7	-
160	12.9	13.5	13.9	9.8	8.7	7.7	-
168	11.7	12.3	12.9	9.6	8.5	7.6	-
176	10.5	11.2	11.8	9.3	8.4	7.5	-
184	9.6	10.1	10.9	9.0	8.3	7.5	-
192	8.6	9.1	10.0	8.7	8.1	7.5	-
200	7.8	8.3	9.2	8.2	8.0	7.5	-
208	7.0	7.5	8.4	7.6	7.6	7.3	-
216	6.2	6.7	7.5	7.1	7.1	7.1	-
224	5.5	5.9	6.7	6.4	6.6	6.7	-
232	4.9	5.1	-	5.8	6.0	6.2	-
240	4.2	4.4	-	5.1	5.5	5.7	-
248	3.6	3.8	-	4.5	4.9	5.1	-
256	3.1	3.3	-	4.0	4.4	-	-
264	2.7	2.8	-	3.4	3.9	-	-
272	-	-	-	2.9	3.3	-	-
280	-	-	-	2.5	2.8	-	-




 *258.5 ft



109,800 lb		28.5 ft x 27.8 ft		360°		85%											
47.6 ft								145.0 ft									
ft	0°	37.4 ft		68.9 ft		0°	20°	40°	ft	0°	37.4 ft		68.9 ft		0°	20°	40°
		20°	40°	20°	40°						20°	40°					
10	47.4	-	-	-	-	-	-	-	28	47.4	-	-	-	-	19.9	-	-
12	47.4	-	-	24.0	-	-	-	-	32	47.4	-	-	-	-	19.7	-	-
14	47.4	-	-	23.7	-	-	-	-	36	47.4	-	-	-	-	19.3	-	-
16	47.4	-	-	23.3	-	-	-	-	40	47.4	32.5	-	-	-	18.9	-	-
18	47.4	-	-	22.9	-	-	-	-	48	46.6	30.4	22.5	-	-	18.2	-	-
20	47.4	37.5	-	22.6	-	-	-	-	56	43.0	28.5	21.7	-	-	17.5	13.5	-
24	47.4	34.5	-	21.9	-	-	-	-	64	39.3	26.8	20.9	-	-	16.9	12.9	-
28	45.6	31.8	-	21.3	-	-	-	-	72	36.0	25.4	20.3	-	-	16.3	12.1	-
32	41.1	29.7	23.4	20.3	-	-	-	-	80	33.1	24.1	19.8	-	-	15.6	11.6	9.2
36	37.2	27.8	22.4	19.3	-	-	-	-	88	30.6	23.0	19.3	-	-	15.0	11.1	8.9
40	33.8	26.0	21.5	18.3	14.2	-	-	-	96	28.6	22.1	18.9	-	-	14.2	10.5	8.7
48	29.0	23.4	20.2	16.0	12.9	-	-	-	104	26.7	21.3	18.6	-	-	13.3	10.2	8.6
56	25.4	21.2	19.0	14.3	11.7	-	-	-	112	24.9	20.5	18.3	-	-	12.5	9.7	8.4
64	22.2	19.7	-	12.7	10.7	9.4	-	-	120	22.5	19.7	18.1	-	-	11.9	9.4	8.2
72	19.9	18.5	-	11.5	9.9	8.8	-	-	128	20.3	19.1	18.0	-	-	11.2	9.1	8.0
80	-	-	-	10.5	9.4	8.5	-	-	136	18.8	18.3	14.6	-	-	10.7	8.9	7.9
88	-	-	-	9.6	8.7	8.2	-	-	144	16.9	17.5	-	-	-	10.4	8.6	7.9
96	-	-	-	9.0	8.5	-	-	-	152	15.3	15.4	-	-	-	9.9	8.4	7.9
104	-	-	-	8.4	-	-	-	-	160	14.3	11.7	-	-	-	9.5	8.3	7.9
									168	10.9	-	-	-	-	9.1	8.1	-
									176	10.2	-	-	-	-	8.9	8.0	-
									184	-	-	-	-	-	8.5	7.9	-
									192	-	-	-	-	-	8.3	-	-
									200	-	-	-	-	-	8.2	-	-



242.5 ft								
ft	0°	37.4 ft		68.9 ft		0°	20°	40°
		20°	40°	20°	40°			
64	24.5	-	-	12.6	-	-	-	-
72	24.5	-	-	12.4	-	-	-	-
80	24.5	23.1	-	12.3	-	-	-	-
88	24.5	22.4	19.0	12.0	-	-	-	-
96	24.5	21.8	18.6	11.9	10.9	-	-	-
104	24.1	21.2	18.3	11.7	10.6	-	-	-
112	21.0	20.5	18.1	11.5	10.3	8.4	-	-
120	19.0	19.6	17.8	11.4	9.9	8.2	-	-
128	16.4	18.0	17.4	11.1	9.6	8.0	-	-
136	13.8	15.6	16.5	11.0	9.5	7.9	-	-
144	11.6	13.3	14.4	10.6	9.3	7.9	-	-
152	9.7	11.2	12.3	9.7	9.0	7.7	-	-
160	7.9	9.3	10.2	8.2	8.7	7.7	-	-
168	6.4	7.6	8.5	6.8	8.3	7.7	-	-
176	5.0	6.2	6.8	5.5	7.6	7.7	-	-
184	3.8	4.8	5.5	4.3	6.3	7.1	-	-
192	-	-	4.2	-	5.0	6.3	-	-
200	-	-	2.9	-	3.8	5.0	-	-
208	-	-	-	-	-	3.8	-	-
216	-	-	-	-	-	2.7	-	-

262.5 ft								
ft	0°	37.4 ft		68.9 ft		0°*	20°*	40°*
		20°	40°*	20°*	40°*			
72	19.2	-	-	11.2	-	-	-	-
80	19.2	-	-	11.2	-	-	-	-
88	19.2	19.2	-	11.0	-	-	-	-
96	19.2	19.2	18.2	10.9	-	-	-	-
104	19.2	19.2	17.9	10.8	10.4	-	-	-
112	19.0	19.2	17.6	10.6	10.1	8.4	-	-
120	16.6	18.6	17.4	10.5	9.9	8.2	-	-
128	13.9	16.1	17.2	10.4	9.6	8.0	-	-
136	11.5	13.5	15.6	10.2	9.3	7.9	-	-
144	9.6	11.3	13.1	9.5	9.3	7.9	-	-
152	7.7	9.4	11.0	7.7	9.0	7.7	-	-
160	6.1	7.6	8.9	6.2	8.6	7.7	-	-
168	4.6	6.0	7.1	4.8	7.4	7.6	-	-
176	3.1	4.4	5.5	3.5	5.9	7.5	-	-
184	-	-	4.1	-	4.7	6.5	-	-
192	-	-	-	-	-	5.2	-	-
200	-	-	-	-	-	3.9	-	-

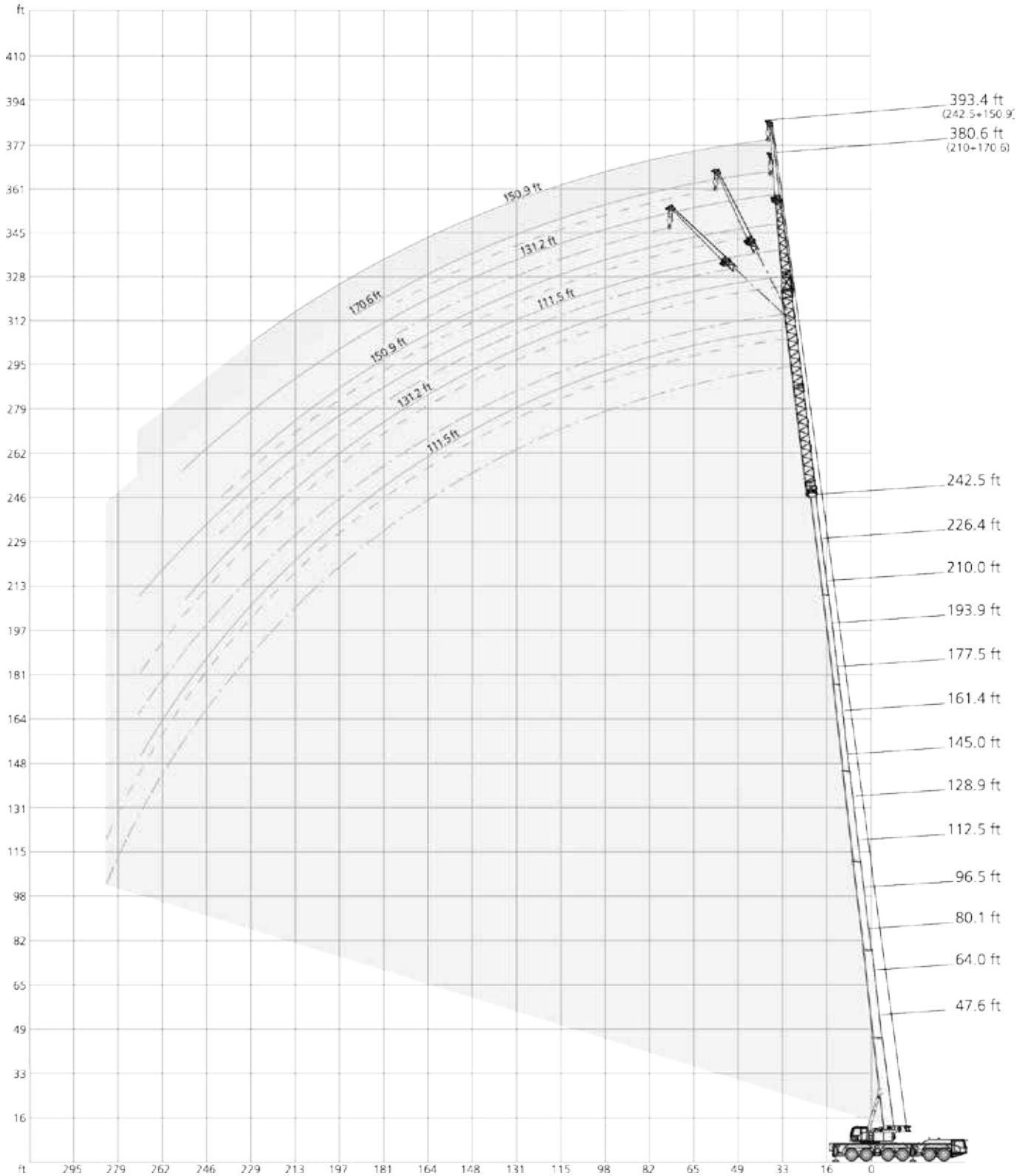
 * 258.5 ft

42,300 lb				28.5 ft x 27.8 ft		360°		85%	
47.6 ft		37.4 ft			68.9 ft			145.0 ft	
				0°	20°	40°	0°	20°	40°
ft	1,000 lb								
10	47.4	-	-	-	-	-	-	-	-
12	47.4	-	-	24.0	-	-	-	-	-
14	47.4	-	-	23.7	-	-	-	-	-
16	47.4	-	-	23.3	-	-	-	-	-
18	47.4	-	-	22.9	-	-	-	-	-
20	47.4	37.5	-	22.6	-	-	-	-	-
24	47.4	34.5	-	21.9	-	-	-	-	-
28	45.6	31.8	-	21.3	-	-	-	-	-
32	41.1	29.7	23.4	20.3	-	-	-	-	-
36	37.2	27.8	22.4	19.3	-	-	-	-	-
40	33.8	26.0	21.5	18.3	14.2	-	-	-	-
48	29.0	23.4	20.2	16.0	12.9	-	-	-	-
56	25.4	21.2	19.0	14.3	11.7	-	-	-	-
64	22.2	19.7	-	12.7	10.7	9.4	-	-	-
72	19.9	18.5	-	11.5	9.9	8.8	-	-	-
80	-	-	-	10.5	9.4	8.5	-	-	-
88	-	-	-	9.6	8.7	8.2	-	-	-
96	-	-	-	9.0	8.5	-	-	-	-
104	-	-	-	8.4	-	-	-	-	-
28	47.4	-	-	19.9	-	-	-	-	-
32	47.4	-	-	19.7	-	-	-	-	-
36	47.4	-	-	19.3	-	-	-	-	-
40	47.4	32.5	-	18.9	-	-	-	-	-
48	46.5	30.4	22.5	18.2	-	-	-	-	-
56	41.2	28.5	21.7	17.5	13.5	-	-	-	-
64	36.8	26.8	20.9	16.9	12.9	-	-	-	-
72	31.6	25.4	20.3	16.3	12.1	-	-	-	-
80	26.8	23.7	19.8	15.6	11.6	9.2	-	-	-
88	22.1	22.2	19.2	15.0	11.1	8.9	-	-	-
96	18.3	20.2	18.7	14.0	10.5	8.7	-	-	-
104	15.1	16.7	17.8	13.1	10.2	8.6	-	-	-
112	12.4	14.0	15.1	12.3	9.7	8.4	-	-	-
120	10.4	11.6	12.4	11.2	9.4	8.2	-	-	-
128	8.5	9.6	10.2	9.4	9.1	8.0	-	-	-
136	6.8	7.7	8.4	7.6	8.9	7.9	-	-	-
144	5.4	6.2	-	6.2	8.0	7.9	-	-	-
152	4.2	4.9	-	4.9	6.4	7.5	-	-	-
160	3.1	3.6	-	3.9	5.2	6.2	-	-	-
168	-	-	-	-	4.1	-	-	-	-
176	-	-	-	-	3.0	-	-	-	-

242.5 ft		37.4 ft			68.9 ft				
				0°	20°	40°	0°	20°	40°
ft	1,000 lb								
64	23.4	-	-	12.6	-	-	-	-	-
72	19.7	-	-	12.4	-	-	-	-	-
80	14.8	18.7	-	11.8	-	-	-	-	-
88	10.8	14.3	17.3	9.9	-	-	-	-	-
96	7.7	10.7	13.4	6.8	10.9	-	-	-	-
104	5.1	7.8	10.3	4.5	9.1	-	-	-	-
112	-	5.4	7.6	-	6.7	8.4	-	-	-
120	-	3.3	5.3	-	4.6	7.8	-	-	-
128	-	-	3.4	-	-	6.2	-	-	-
136	-	-	-	-	-	4.2	-	-	-
144	-	-	-	-	-	2.5	-	-	-

262.5 ft		37.4 ft			68.9 ft				
				0°	20°	40°*	0°*	20°*	40°*
ft	1,000 lb								
72	16.0	-	-	11.2	-	-	-	-	-
80	11.3	-	-	10.7	-	-	-	-	-
88	7.7	11.3	-	7.2	-	-	-	-	-
96	4.6	8.0	11.4	4.3	10.9	-	-	-	-
104	-	5.2	8.1	-	9.1	-	-	-	-
112	-	-	5.6	-	6.7	8.4	-	-	-
120	-	-	-	-	4.6	7.8	-	-	-
128	-	-	-	-	-	6.2	-	-	-
136	-	-	-	-	-	4.2	-	-	-
144	-	-	-	-	-	2.5	-	-	-

 *258.5 ft



206,800 lb		28.5 ft x 27.8 ft						360°			85%			
47.6 ft														
ft	ft	111.5 ft			131.2 ft			150.9 ft			170.6 ft			ft
		0°	20°	40°	0°	20°	40°	0°	20°	40°	0°	20°	40°	
1,000 lb														
20		21.8	-	-	-	-	-	-	-	-	-	-	-	20
24		21.2	-	-	19.9	-	-	-	-	-	-	-	-	24
28		20.7	-	-	19.5	-	-	-	-	-	-	-	-	28
32		20.2	-	-	18.9	-	-	17.4	-	-	-	-	-	32
36		19.5	-	-	18.1	-	-	16.4	-	-	14.3	-	-	36
40		18.8	-	-	17.3	-	-	15.5	-	-	13.5	-	-	40
48		17.2	14.1	-	15.4	-	-	13.7	-	-	12.0	-	-	48
56		15.3	13.0	-	13.6	12.6	-	12.1	-	-	10.7	-	-	56
64		13.6	12.1	-	12.0	11.3	-	10.6	10.2	-	9.3	9.3	-	64
72		12.2	11.3	9.5	10.6	10.2	-	9.5	9.1	-	8.2	8.2	-	72
80		10.9	10.2	9.0	9.5	9.1	8.7	8.3	8.0	8.0	7.3	7.1	7.3	80
88		9.9	9.2	8.7	8.5	8.2	8.0	7.4	7.2	7.2	6.3	6.3	6.4	88
96		9.1	8.5	8.3	7.7	7.4	7.3	6.6	6.6	6.6	5.5	5.7	5.8	96
104		8.3	7.8	7.8	6.9	6.7	6.7	5.8	5.8	5.8	4.9	4.9	5.1	104
112		7.7	7.2	7.2	6.4	6.1	6.1	5.3	5.3	5.3	4.4	4.4	4.6	112
120		6.9	6.8	-	5.8	5.7	5.6	4.7	4.7	4.8	3.8	3.9	4.1	120
128		6.5	6.4	-	5.3	5.3	5.2	4.3	4.3	4.4	3.3	3.5	3.6	128
136		6.1	6.0	-	4.9	4.8	-	3.9	3.9	4.0	2.9	3.1	3.2	136
144		5.7	-	-	4.4	4.4	-	3.5	3.5	3.6	2.7	2.7	2.9	144
152		-	-	-	4.2	4.2	-	3.1	3.3	-	-	2.4	2.6	152
160		-	-	-	3.9	-	-	2.8	3.0	-	-	-	-	160
168		-	-	-	-	-	-	2.6	2.7	-	-	-	-	168
176		-	-	-	-	-	-	2.4	2.5	-	-	-	-	176

145.0 ft														
ft	ft	111.5 ft			131.2 ft			150.9 ft			170.6 ft			ft
		0°	20°	40°	0°	20°	40°	0°	20°	40°	0°	20°	40°	
1,000 lb														
40		17.2	-	-	-	-	-	-	-	-	-	-	-	40
48		16.6	-	-	15.2	-	-	-	-	-	-	-	-	48
56		16.1	-	-	14.4	-	-	12.2	-	-	10.0	-	-	56
64		15.5	-	-	13.4	-	-	11.4	-	-	9.2	-	-	64
72		14.6	12.4	-	12.6	-	-	10.6	-	-	8.6	-	-	72
80		13.7	11.8	-	11.6	10.2	-	9.8	8.9	-	7.9	7.4	-	80
88		12.7	11.0	9.0	10.8	9.4	-	9.0	8.2	-	7.3	6.9	-	88
96		12.1	10.3	8.9	10.1	8.8	8.1	8.3	7.5	7.0	6.8	6.3	-	96
104		11.3	9.8	8.6	9.4	8.2	7.6	7.8	6.9	6.5	6.2	5.8	5.5	104
112		10.5	9.2	8.3	8.8	7.7	7.0	7.0	6.4	6.1	5.7	5.3	5.1	112
120		9.8	8.7	7.9	8.0	7.2	6.7	6.5	6.0	5.7	5.2	4.9	4.7	120
128		9.3	8.3	7.6	7.5	6.8	6.3	6.1	5.6	5.3	4.8	4.5	4.3	128
136		8.7	7.8	7.3	7.0	6.3	6.0	5.6	5.2	4.9	4.3	4.1	4.0	136
144		8.4	7.5	7.1	6.6	6.0	5.7	5.1	4.9	4.6	4.0	3.8	3.8	144
152		7.9	7.0	6.8	6.1	5.7	5.5	4.8	4.4	4.4	3.5	3.5	3.5	152
160		7.4	6.7	6.5	5.8	5.4	5.2	4.3	4.1	4.1	3.2	3.2	3.2	160
168		7.1	6.5	6.3	5.4	5.2	4.9	4.1	3.8	3.8	3.0	3.0	3.0	168
176		6.7	6.2	6.0	5.1	4.9	4.7	3.8	3.6	3.6	2.7	2.7	2.7	176
184		6.4	5.9	5.8	4.8	4.6	4.5	3.5	3.4	3.3	2.4	-	2.4	184
192		6.1	5.7	5.5	4.6	4.4	4.4	3.2	3.2	3.1	-	-	-	192
200		5.8	5.6	5.3	4.3	4.1	4.1	3.0	3.0	2.9	-	-	-	200
208		5.7	5.4	-	4.0	3.9	-	2.8	2.8	2.8	-	-	-	208
216		5.5	5.3	-	3.8	3.8	-	2.7	2.7	2.7	-	-	-	216
224		5.4	5.2	-	3.6	3.6	-	2.5	2.4	-	-	-	-	224
232		5.3	4.1	-	3.5	3.5	-	-	-	-	-	-	-	232
240		5.1	3.7	-	3.5	3.4	-	-	-	-	-	-	-	240
248		3.4	-	-	3.4	2.8	-	-	-	-	-	-	-	248

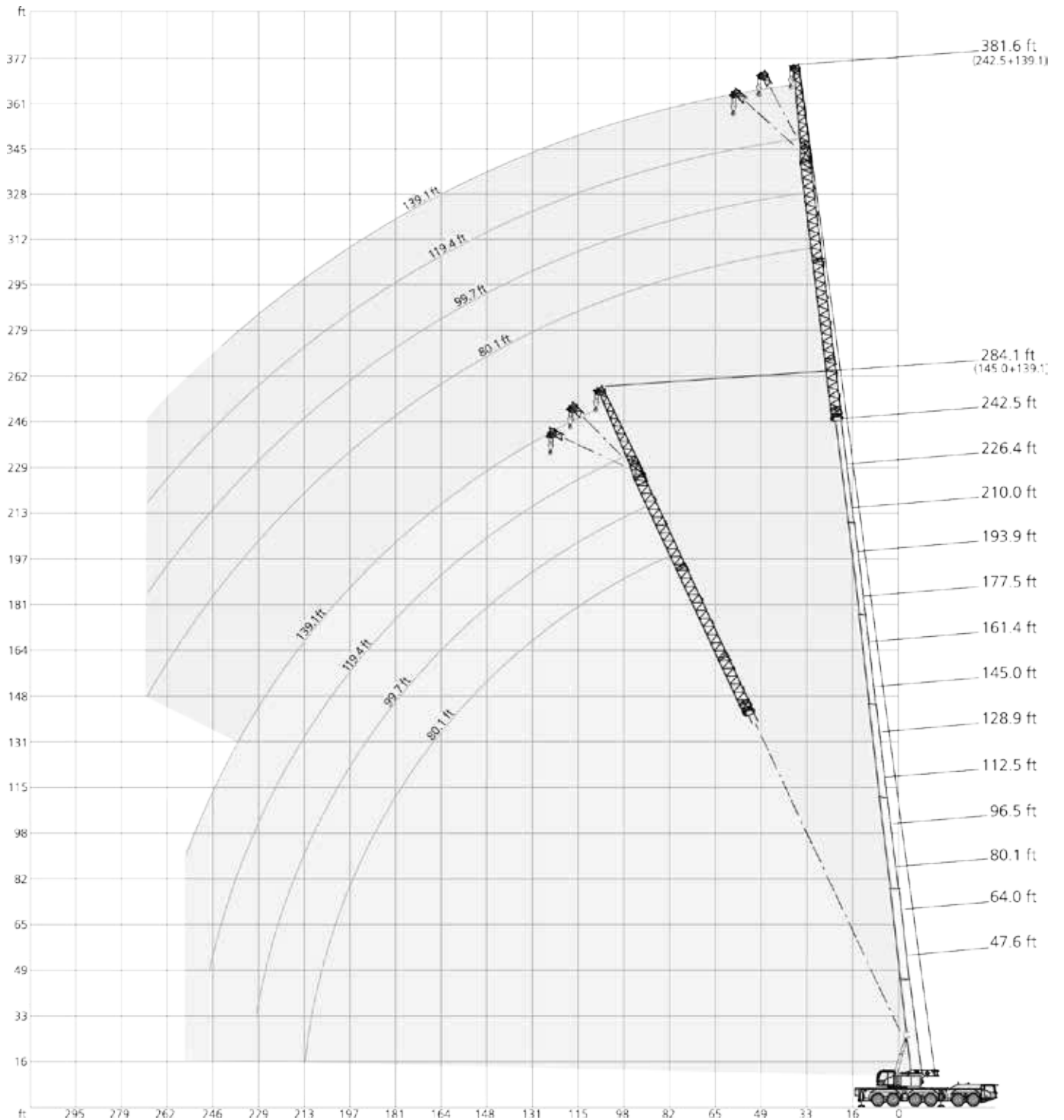
206,800 lb		28.5 ft x 27.8 ft									360°			85%	
242.5 ft															
ft	ft	111.5 ft			131.2 ft			150.9 ft			170.6 ft			ft	
		0°	20°	40°	0°	20°	40°	0°	20°*	40°*	0°*	20°*	40°*		
1,000 lb															
80		9.3	-	-	-	-	-	-	-	-	6.1	-	-	80	
88		9.3	-	-	7.5	-	-	-	-	-	5.6	-	-	88	
96		9.3	-	-	7.4	-	-	5.6	-	-	5.4	-	-	96	
104		9.1	-	-	7.1	-	-	5.3	-	-	5.1	-	-	104	
112		8.8	8.1	-	6.8	6.4	-	5.1	5.9	-	4.6	4.4	-	112	
120		8.6	7.9	-	6.6	6.1	-	4.8	5.4	5.2	4.3	4.1	-	120	
128		8.5	7.6	6.6	6.3	5.8	-	4.6	5.2	5.0	4.1	3.9	3.6	128	
136		8.2	7.3	6.5	6.2	5.6	5.4	4.5	4.9	4.7	3.8	3.6	3.5	136	
144		7.7	7.1	6.4	6.0	5.3	5.1	4.2	4.6	4.4	3.5	3.3	3.3	144	
152		7.5	6.8	6.1	5.7	5.3	5.0	4.0	4.4	4.2	3.3	3.1	3.1	152	
160		7.2	6.5	6.0	5.4	5.0	4.8	3.9	4.1	4.0	3.0	2.9	2.8	160	
168		6.9	6.3	5.9	5.2	4.8	4.6	3.6	3.9	3.8	2.8	2.7	2.6	168	
176		6.7	6.2	5.8	5.1	4.6	4.4	3.3	3.8	3.6	2.7	2.5	2.4	176	
184		6.5	5.9	5.6	4.8	4.4	4.3	3.2	3.5	3.4	2.4	-	-	184	
192		6.3	5.7	5.5	4.6	4.2	4.1	3.1	3.2	3.2	-	-	-	192	
200		6.1	5.6	5.3	4.5	4.0	3.9	2.9	3.0	3.0	-	-	-	200	
208		5.8	5.4	5.2	4.3	3.9	3.7	2.8	2.8	2.8	-	-	-	208	
216		5.5	5.3	5.1	4.0	3.8	3.5	2.7	2.7	2.7	-	-	-	216	
224		5.1	4.9	4.9	3.8	3.6	3.5	2.5	2.5	2.5	-	-	-	224	
232		4.7	4.6	4.8	3.6	3.4	3.5	-	2.4	2.4	-	-	-	232	
240		4.2	4.3	4.5	3.2	3.2	3.4	-	2.3	2.3	-	-	-	240	
248		3.7	4.0	4.2	2.9	3.0	3.1	-	-	-	-	-	-	248	
256		3.3	3.7	4.0	-	2.9	2.9	-	-	-	-	-	-	256	
264		2.9	3.3	3.4	-	2.6	2.7	-	-	-	-	-	-	264	
272		-	2.9	2.9	-	-	-	-	-	-	-	-	-	272	
280		-	2.3	2.3	-	-	-	-	-	-	-	-	-	280	

109,800 lb		28.5 ft x 27.8 ft									360°			85%	
47.6 ft															
ft	ft	111.5 ft			131.2 ft			150.9 ft			170.6 ft			ft	
		0°	20°	40°	0°	20°	40°	0°	20°	40°	0°	20°	40°		
1,000 lb															
20		21.8	-	-	-	-	-	-	-	-	-	-	-	20	
24		21.2	-	-	19.9	-	-	-	-	-	-	-	-	24	
28		20.7	-	-	19.5	-	-	-	-	-	-	-	-	28	
32		20.2	-	-	18.9	-	-	17.4	-	-	-	-	-	32	
36		19.5	-	-	18.1	-	-	16.4	-	-	14.3	-	-	36	
40		18.8	-	-	17.3	-	-	15.5	-	-	13.5	-	-	40	
48		17.2	14.1	-	15.4	-	-	13.7	-	-	12.0	-	-	48	
56		15.3	13.0	-	13.6	12.6	-	12.1	-	-	10.7	-	-	56	
64		13.6	12.1	-	12.0	11.3	-	10.6	10.2	-	9.3	9.3	-	64	
72		12.2	11.3	9.5	10.6	10.2	-	9.5	9.1	-	8.2	8.2	-	72	
80		10.9	10.2	9.0	9.5	9.1	8.7	8.3	8.0	8.0	7.3	7.1	7.3	80	
88		9.9	9.2	8.7	8.5	8.2	8.0	7.4	7.2	7.2	6.3	6.3	6.4	88	
96		9.1	8.5	8.3	7.7	7.4	7.3	6.6	6.6	6.6	5.5	5.7	5.8	96	
104		8.3	7.8	7.8	6.9	6.7	6.7	5.8	5.8	5.8	4.9	4.9	5.1	104	
112		7.7	7.2	7.2	6.4	6.1	6.1	5.3	5.3	5.3	4.4	4.4	4.6	112	
120		6.9	6.8	-	5.8	5.7	5.6	4.7	4.7	4.8	3.8	3.9	4.1	120	
128		6.5	6.4	-	5.3	5.3	5.2	4.3	4.3	4.4	3.3	3.5	3.6	128	
136		6.1	6.0	-	4.9	4.8	-	3.9	3.9	4.0	2.9	3.1	3.2	136	
144		5.7	-	-	4.4	4.4	-	3.5	3.5	3.6	2.7	2.7	2.9	144	
152		-	-	-	4.2	4.2	-	3.1	3.3	-	-	2.4	2.6	152	
160		-	-	-	3.9	-	-	2.8	3.0	-	-	-	-	160	
168		-	-	-	-	-	-	2.6	2.7	-	-	-	-	168	
176		-	-	-	-	-	-	2.4	2.5	-	-	-	-	176	

109,800 lb		28.5 ft x 27.8 ft			360°			85%						
145.0 ft														
ft	ft	111.5 ft			131.2 ft			150.9 ft			170.6 ft			ft
		0°	20°	40°	0°	20°	40°	0°	20°	40°	0°	20°	40°	
1,000 lb														
40		17.2	-	-	-	-	-	-	-	-	-	-	-	40
48		16.6	-	-	15.2	-	-	-	-	-	-	-	-	48
56		16.1	-	-	14.4	-	-	12.2	-	-	10.0	-	-	56
64		15.5	-	-	13.4	-	-	11.4	-	-	9.2	-	-	64
72		14.6	12.4	-	12.6	-	-	10.6	-	-	8.6	-	-	72
80		13.7	11.8	-	11.6	10.2	-	9.8	8.9	-	7.9	7.4	-	80
88		12.7	11.0	9.0	10.8	9.4	-	9.0	8.2	-	7.3	6.9	-	88
96		12.1	10.3	8.9	10.1	8.8	8.1	8.3	7.5	7.0	6.8	6.3	-	96
104		11.3	9.8	8.6	9.4	8.2	7.6	7.8	6.9	6.5	6.2	5.8	5.5	104
112		10.5	9.2	8.3	8.8	7.7	7.0	7.0	6.4	6.1	5.7	5.3	5.1	112
120		9.8	8.7	7.9	8.0	7.2	6.7	6.5	6.0	5.7	5.2	4.9	4.7	120
128		9.3	8.3	7.6	7.5	6.8	6.3	6.1	5.6	5.3	4.8	4.5	4.3	128
136		8.7	7.8	7.3	7.0	6.3	6.0	5.6	5.2	4.9	4.3	4.1	4.0	136
144		8.4	7.5	7.1	6.6	6.0	5.7	5.1	4.9	4.6	4.0	3.8	3.8	144
152		7.9	7.0	6.8	6.1	5.7	5.5	4.8	4.4	4.4	3.5	3.5	3.5	152
160		7.4	6.7	6.5	5.8	5.4	5.2	4.3	4.1	4.1	3.2	3.2	3.2	160
168		7.1	6.5	6.3	5.4	5.2	4.9	4.1	3.8	3.8	3.0	3.0	3.0	168
176		6.7	6.2	6.0	5.1	4.9	4.7	3.8	3.6	3.6	2.7	2.7	2.7	176
184		6.4	5.9	5.8	4.8	4.6	4.5	3.5	3.4	3.3	2.4	-	2.4	184
192		6.1	5.7	5.5	4.6	4.4	4.4	3.2	3.2	3.1	-	-	-	192
200		5.8	5.6	5.3	4.3	4.1	4.1	3.0	3.0	2.9	-	-	-	200
208		5.6	5.4	-	4.0	3.9	-	2.8	2.8	2.8	-	-	-	208
216		5.3	5.3	-	3.8	3.8	-	2.7	2.7	2.7	-	-	-	216
224		5.0	5.1	-	3.6	3.6	-	2.4	2.4	-	-	-	-	224
232		4.7	4.1	-	3.5	3.5	-	-	-	-	-	-	-	232
240		4.3	3.7	-	3.4	3.4	-	-	-	-	-	-	-	240
248		3.4	-	-	3.2	2.8	-	-	-	-	-	-	-	248

242.5 ft														
ft	ft	111.5 ft			131.2 ft			150.9 ft			170.6 ft			ft
		0°	20°	40°	0°	20°	40°	0°	20°*	40°*	0°*	20°*	40°*	
1,000 lb														
80		9.3	-	-	-	-	-	-	-	-	6.1	-	-	80
88		9.3	-	-	7.5	-	-	-	-	-	5.6	-	-	88
96		9.3	-	-	7.4	-	-	5.6	-	-	5.4	-	-	96
104		9.1	-	-	7.1	-	-	5.3	-	-	5.1	-	-	104
112		8.8	8.1	-	6.8	6.4	-	5.1	5.9	-	4.6	4.4	-	112
120		8.6	7.9	-	6.6	6.1	-	4.8	5.4	5.2	4.3	4.1	-	120
128		8.5	7.6	6.6	6.3	5.8	-	4.6	5.2	5.0	4.1	3.9	3.6	128
136		8.2	7.3	6.5	6.2	5.6	5.4	4.5	4.9	4.7	3.8	3.6	3.5	136
144		7.7	7.1	6.4	6.0	5.3	5.1	4.2	4.6	4.4	3.5	3.3	3.3	144
152		6.6	6.8	6.1	5.6	5.3	5.0	4.0	4.4	4.2	3.3	3.1	3.1	152
160		5.1	6.5	6.0	4.4	5.0	4.8	3.7	4.1	4.0	3.0	2.9	2.8	160
168		3.7	5.9	5.9	-	4.7	4.6	-	3.9	3.8	2.7	2.7	2.6	168
176		2.4	5.0	5.8	-	4.4	4.4	-	3.8	3.6	2.5	2.5	2.4	176
184		-	3.8	5.3	-	3.4	4.3	-	3.4	3.4	-	-	-	184
192		-	-	4.6	-	-	4.0	-	3.2	3.2	-	-	-	192
200		-	-	3.4	-	-	3.0	-	2.9	3.0	-	-	-	200
208		-	-	-	-	-	-	-	2.6	2.7	-	-	-	208
216		-	-	-	-	-	-	-	2.2	2.4	-	-	-	216

 *210.0 ft



206,800 lb		28.5 ft x 27.8 ft						360°			85%		
47.6 ft													
ft	0°	80.1 ft		99.7 ft			119.4 ft			139.1 ft			ft
		20°	40°	0°	20°	40°	0°	20°	40°	0°	20°	40°	
1,000 lb													
16	46.9	-	-	-	-	-	-	-	-	-	-	-	16
18	44.2	-	-	-	-	-	-	-	-	-	-	-	18
20	41.5	-	-	36.3	-	-	-	-	-	-	-	-	20
24	37.2	-	-	32.7	-	-	29.0	-	-	-	-	-	24
28	33.5	-	-	29.6	-	-	26.2	-	-	23.0	-	-	28
32	30.5	26.7	-	26.8	-	-	23.8	-	-	21.1	-	-	32
36	28.2	24.7	-	24.5	22.4	-	21.9	-	-	19.4	-	-	36
40	25.9	22.9	21.0	22.5	20.7	-	20.0	18.7	-	17.9	-	-	40
48	22.1	20.1	18.7	19.4	17.9	17.1	17.1	16.2	15.6	15.2	14.7	-	48
56	19.2	17.8	16.8	16.8	15.7	15.0	14.9	14.2	13.7	13.1	12.7	12.5	56
64	17.0	16.0	15.3	14.7	14.0	13.5	12.9	12.5	12.2	11.5	11.1	11.1	64
72	15.2	14.4	13.9	13.0	12.4	12.2	11.3	11.1	10.8	10.0	9.9	9.7	72
80	13.9	13.1	12.8	11.7	11.3	11.1	10.0	9.8	9.8	8.8	8.7	8.6	80
88	12.6	12.1	11.9	10.5	10.3	10.1	9.0	8.9	8.8	7.7	7.8	7.7	88
96	11.6	11.1	-	9.7	9.4	9.3	8.2	8.0	8.0	6.9	6.9	7.0	96
104	10.7	10.4	-	8.7	8.7	8.7	7.4	7.3	7.3	6.2	6.2	6.3	104
112	9.9	-	-	8.1	7.9	-	6.8	6.8	6.6	5.5	5.7	5.7	112
120	-	-	-	7.4	7.4	-	6.0	6.0	-	5.0	5.2	5.2	120
128	-	-	-	6.9	-	-	5.6	5.6	-	4.6	4.6	4.6	128
136	-	-	-	6.5	-	-	5.2	5.2	-	4.1	4.1	-	136
144	-	-	-	-	-	-	4.9	4.9	-	3.8	3.8	-	144
152	-	-	-	-	-	-	4.6	-	-	3.5	3.5	-	152
160	-	-	-	-	-	-	-	-	-	3.1	3.2	-	160
168	-	-	-	-	-	-	-	-	-	3.0	-	-	168
176	-	-	-	-	-	-	-	-	-	2.7	-	-	176

145.0 ft													
ft	0°	80.1 ft		99.7 ft			119.4 ft			139.1 ft			ft
		20°	40°	0°	20°	40°	0°	20°	40°	0°	20°	40°	
1,000 lb													
40	30.9	-	-	25.6	-	-	-	-	-	-	-	-	40
48	28.0	-	-	23.2	-	-	19.2	-	-	-	-	-	48
56	25.6	21.3	-	21.0	18.3	-	17.6	-	-	14.4	-	-	56
64	23.4	19.7	17.6	19.1	16.8	-	16.0	14.4	-	13.2	-	-	64
72	21.4	18.3	16.6	17.5	15.5	14.1	14.6	13.3	12.4	12.1	11.3	-	72
80	20.0	17.2	15.7	16.1	14.4	13.3	13.3	12.2	11.3	11.1	10.4	9.8	80
88	18.5	16.2	14.7	15.0	13.4	12.5	12.3	11.2	10.6	10.1	9.4	9.1	88
96	17.2	15.2	14.1	13.8	12.6	11.7	11.3	10.4	9.9	9.3	8.8	8.4	96
104	16.0	14.4	13.3	12.9	11.8	11.1	10.5	9.8	9.3	8.7	8.0	7.8	104
112	14.9	13.6	12.8	11.9	11.0	10.6	9.7	9.0	8.6	7.9	7.5	7.2	112
120	14.1	12.9	12.2	11.1	10.4	10.0	8.9	8.5	8.3	7.3	6.9	6.7	120
128	13.3	12.3	11.7	10.5	9.7	9.5	8.4	7.9	7.7	6.6	6.4	6.3	128
136	12.7	11.8	11.3	9.8	9.2	8.9	7.8	7.4	7.2	6.1	5.9	5.9	136
144	11.9	11.3	10.8	9.3	8.8	8.6	7.3	6.9	6.8	5.7	5.5	5.5	144
152	11.4	10.7	10.5	8.7	8.3	8.1	6.8	6.6	6.5	5.3	5.0	5.0	152
160	10.9	10.3	10.3	8.3	8.0	7.9	6.4	6.2	6.1	4.9	4.8	4.8	160
168	10.4	9.9	8.7	8.0	7.6	7.6	6.0	5.8	5.8	4.5	4.5	4.5	168
176	10.0	9.5	8.0	7.6	7.3	7.3	5.8	5.6	5.6	4.2	4.2	4.2	176
184	9.7	9.4	-	7.2	7.0	6.6	5.5	5.3	5.3	4.0	4.0	4.0	184
192	9.4	9.0	-	6.8	6.8	-	5.2	5.0	4.8	3.7	3.7	3.7	192
200	9.2	8.9	-	6.5	6.5	-	4.8	4.7	4.7	3.4	3.4	3.4	200
208	7.8	-	-	6.3	6.3	-	4.6	4.6	-	3.2	3.2	-	208
216	7.1	-	-	6.2	6.2	-	4.4	4.4	-	3.1	3.1	-	216
224	-	-	-	6.0	4.3	-	4.3	4.2	-	2.8	2.8	-	224
232	-	-	-	3.9	-	-	4.1	3.4	-	2.6	2.6	-	232
240	-	-	-	3.6	-	-	4.0	3.2	-	2.5	2.5	-	240
248	-	-	-	-	-	-	3.8	-	-	2.4	2.3	-	248
256	-	-	-	-	-	-	-	-	-	2.4	-	-	256
264	-	-	-	-	-	-	-	-	-	2.3	-	-	264

206,800 lb		28.5 ft x 27.8 ft						360°			85%			
242.5 ft														
ft	ft	80.1 ft			99.7 ft			119.4 ft			139.1 ft			ft
		0°	20°	40°	0°	20°	40°	0°	20°	40°	0°	20°	40°	
1,000 lb														
80		15.2	-	-	12.1	-	-	-	-	-	-	-	-	80
88		15.2	-	-	11.8	-	-	9.2	-	-	-	-	-	88
96		14.9	13.8	-	11.4	10.7	-	8.8	-	-	6.5	-	-	96
104		14.4	13.3	11.9	11.1	10.4	-	8.4	8.0	-	6.2	-	-	104
112		13.9	12.8	11.7	10.8	10.1	9.7	8.1	7.7	7.5	5.9	5.7	5.7	112
120		13.4	12.4	11.2	10.3	9.6	9.4	7.9	7.4	7.2	5.7	5.4	5.4	120
128		13.0	11.9	10.9	10.0	9.4	9.0	7.6	7.2	6.9	5.4	5.2	5.2	128
136		12.5	11.5	10.6	9.6	8.9	8.7	7.2	6.9	6.7	5.1	4.9	4.9	136
144		12.1	11.3	10.4	9.3	8.6	8.4	6.8	6.6	6.4	4.9	4.9	4.6	144
152		11.6	10.8	10.1	8.8	8.3	8.1	6.6	6.4	6.1	4.8	4.6	4.6	152
160		11.1	10.5	9.8	8.5	8.0	7.9	6.3	6.1	6.0	4.5	4.3	4.3	160
168		10.5	10.2	9.6	8.2	7.6	7.6	6.0	5.8	5.8	4.3	4.1	4.1	168
176		10.0	9.8	9.3	7.8	7.3	7.3	5.8	5.6	5.6	4.0	4.0	4.0	176
184		9.5	9.5	9.1	7.5	7.2	7.0	5.6	5.3	5.3	3.9	3.7	3.7	184
192		8.9	9.1	9.0	7.2	7.0	6.8	5.5	5.0	5.0	3.7	3.5	3.5	192
200		8.2	8.4	8.5	6.9	6.7	6.7	5.2	4.9	4.9	3.6	3.4	3.4	200
208		7.5	7.8	7.9	6.5	6.4	6.4	4.9	4.7	4.7	3.4	3.2	3.2	208
216		6.7	7.1	7.1	6.0	6.0	6.0	4.6	4.4	4.4	3.1	3.1	3.1	216
224		5.9	6.3	6.3	5.5	5.5	5.6	4.3	4.2	4.3	3.0	3.0	3.0	224
232		5.1	5.5	5.5	4.9	5.0	5.2	3.9	3.9	4.1	2.8	2.8	2.8	232
240		4.6	4.9	4.9	4.4	4.5	4.8	3.6	3.6	3.8	2.5	2.5	2.7	240
248		4.1	4.3	-	3.8	4.1	4.2	3.3	3.4	3.6	-	-	2.6	248
256		3.5	3.7	-	3.3	3.5	3.5	2.9	3.1	3.3	-	-	-	256
264		2.8	3.1	-	2.8	3.0	3.0	2.5	2.8	2.9	-	-	-	264

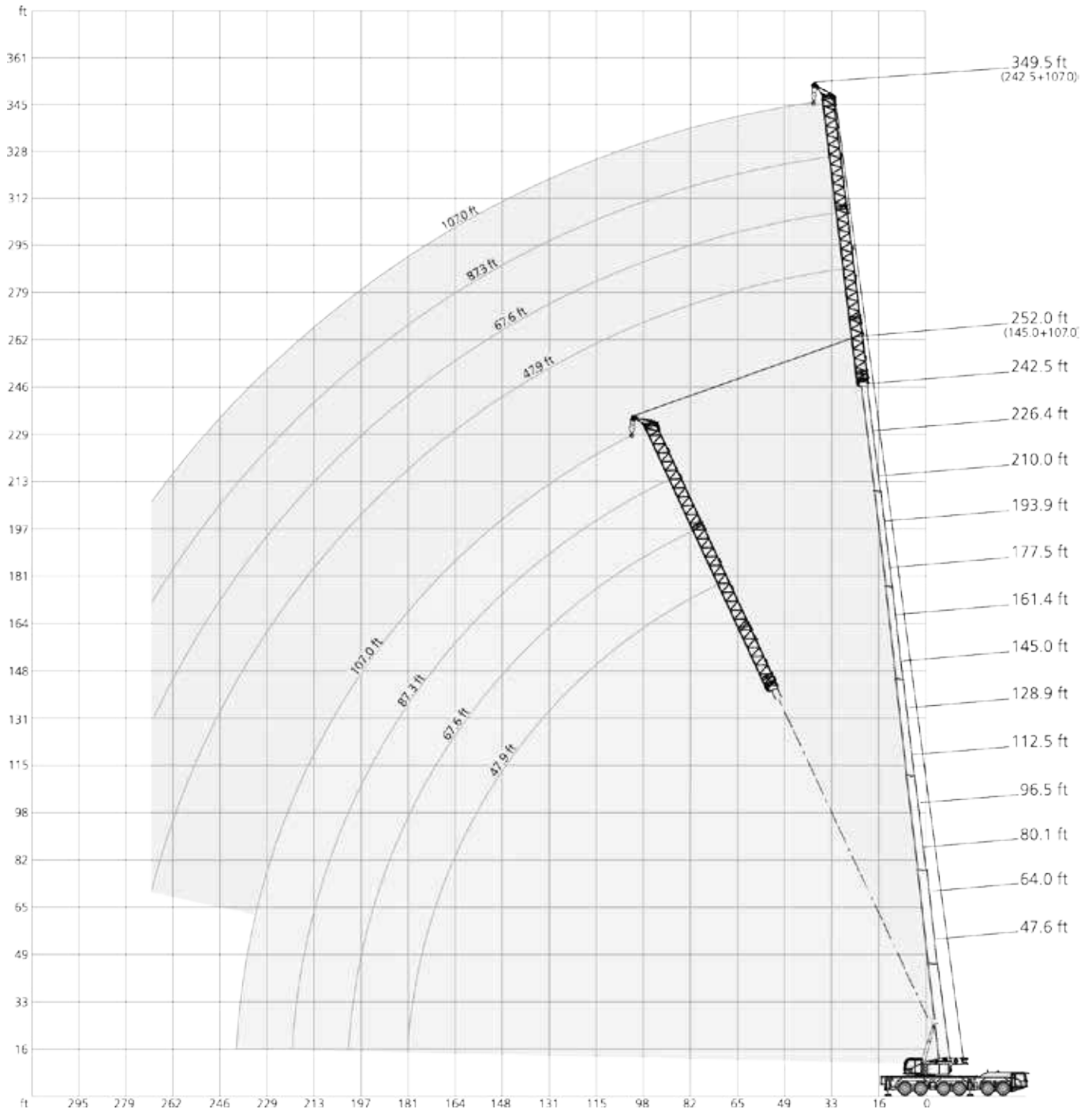
258.5 ft															
ft	ft	80.1 ft													ft
		0°	20°	40°											
1,000 lb															
80		12.1	-	-											80
88		12.1	-	-											88
96		12.1	-	-											96
104		12.1	12.1	-											104
112		12.1	12.1	10.1											112
120		12.1	11.6	9.9											120
128		12.0	11.4	9.8											128
136		11.7	11.1	9.5											136
144		11.3	10.6	9.3											144
152		11.0	10.3	9.2											152
160		10.5	10.1	9.0											160
168		10.0	9.8	8.8											168
176		9.4	9.5	8.6											176
184		8.6	8.9	8.4											184
192		7.8	8.2	8.0											192
200		7.1	7.4	7.5											200
208		6.4	6.7	6.9											208
216		5.8	6.0	6.2											216
224		5.1	5.5	5.7											224
232		4.5	4.9	5.1											232
240		3.9	4.2	4.4											240
248		3.4	3.6	3.8											248
256		-	3.1	3.3											256
264		-	2.5	2.6											264

109,800 lb		28.5 ft x 27.8 ft						360°			85%		
47.6 ft													
ft	0°	80.1 ft		99.7 ft			119.4 ft			139.1 ft			ft
		20°	40°	0°	20°	40°	0°	20°	40°	0°	20°	40°	
1,000 lb													
16	46.9	-	-	-	-	-	-	-	-	-	-	-	16
18	44.2	-	-	-	-	-	-	-	-	-	-	-	18
20	41.5	-	-	36.3	-	-	-	-	-	-	-	-	20
24	37.2	-	-	32.7	-	-	29.0	-	-	-	-	-	24
28	33.5	-	-	29.6	-	-	26.2	-	-	23.0	-	-	28
32	30.5	26.7	-	26.8	-	-	23.8	-	-	21.1	-	-	32
36	28.2	24.7	-	24.5	22.4	-	21.9	-	-	19.4	-	-	36
40	25.9	22.9	21.0	22.5	20.7	-	20.0	18.7	-	17.9	-	-	40
48	22.1	20.1	18.7	19.4	17.9	17.1	17.1	16.2	15.6	15.2	14.7	-	48
56	19.2	17.8	16.8	16.8	15.7	15.0	14.9	14.2	13.7	13.1	12.7	12.5	56
64	17.0	16.0	15.3	14.7	14.0	13.5	12.9	12.5	12.2	11.5	11.1	11.1	64
72	15.2	14.4	13.9	13.0	12.4	12.2	11.3	11.1	10.8	10.0	9.9	9.7	72
80	13.9	13.1	12.8	11.7	11.3	11.1	10.0	9.8	9.8	8.8	8.7	8.6	80
88	12.6	12.1	11.9	10.5	10.3	10.1	9.0	8.9	8.8	7.7	7.8	7.7	88
96	11.6	11.1	-	9.7	9.4	9.3	8.2	8.0	8.0	6.9	6.9	7.0	96
104	10.7	10.4	-	8.7	8.7	8.7	7.4	7.3	7.3	6.2	6.2	6.3	104
112	9.9	-	-	8.1	7.9	-	6.8	6.8	6.6	5.5	5.7	5.7	112
120	-	-	-	7.4	7.4	-	6.0	6.0	-	5.0	5.2	5.2	120
128	-	-	-	6.9	-	-	5.6	5.6	-	4.6	4.6	4.6	128
136	-	-	-	6.5	-	-	5.2	5.2	-	4.1	4.1	-	136
144	-	-	-	-	-	-	4.9	4.9	-	3.8	3.8	-	144
152	-	-	-	-	-	-	4.6	-	-	3.5	3.5	-	152
160	-	-	-	-	-	-	-	-	-	3.1	3.2	-	160
168	-	-	-	-	-	-	-	-	-	3.0	-	-	168
176	-	-	-	-	-	-	-	-	-	2.7	-	-	176




145.0 ft													
ft	0°	80.1 ft		99.7 ft			119.4 ft			139.1 ft			ft
		20°	40°	0°	20°	40°	0°	20°	40°	0°	20°	40°	
1,000 lb													
40	30.9	-	-	25.6	-	-	-	-	-	-	-	-	40
48	28.0	-	-	23.2	-	-	19.2	-	-	-	-	-	48
56	25.6	21.3	-	21.0	18.3	-	17.6	-	-	14.4	-	-	56
64	23.4	19.7	17.6	19.1	16.8	-	16.0	14.4	-	13.2	-	-	64
72	21.4	18.3	16.6	17.5	15.5	14.1	14.6	13.3	12.4	12.1	11.3	-	72
80	20.0	17.2	15.7	16.1	14.4	13.3	13.3	12.2	11.3	11.1	10.4	9.8	80
88	18.5	16.2	14.7	15.0	13.4	12.5	12.3	11.2	10.6	10.1	9.4	9.1	88
96	17.2	15.2	14.1	13.8	12.6	11.7	11.3	10.4	9.9	9.3	8.8	8.4	96
104	16.0	14.4	13.3	12.9	11.8	11.1	10.5	9.8	9.3	8.7	8.0	7.8	104
112	14.9	13.6	12.8	11.9	11.0	10.6	9.7	9.0	8.6	7.9	7.5	7.2	112
120	14.1	12.9	12.2	11.1	10.4	10.0	8.9	8.5	8.3	7.3	6.9	6.7	120
128	13.3	12.3	11.7	10.5	9.7	9.5	8.4	7.9	7.7	6.6	6.4	6.3	128
136	12.7	11.8	11.3	9.8	9.2	8.9	7.8	7.4	7.2	6.1	5.9	5.9	136
144	11.9	11.3	10.8	9.3	8.8	8.6	7.3	6.9	6.8	5.7	5.5	5.5	144
152	11.4	10.7	10.5	8.7	8.3	8.1	6.8	6.6	6.5	5.3	5.0	5.0	152
160	10.9	10.3	10.3	8.3	8.0	7.9	6.4	6.2	6.1	4.9	4.8	4.8	160
168	10.3	9.9	8.7	8.0	7.6	7.6	6.0	5.8	5.8	4.5	4.5	4.5	168
176	9.8	9.5	8.0	7.6	7.3	7.3	5.8	5.6	5.6	4.2	4.2	4.2	176
184	8.8	8.8	-	7.0	6.8	6.6	5.4	5.3	5.3	4.0	4.0	4.0	184
192	8.2	8.2	-	6.8	6.6	-	5.0	5.0	4.8	3.7	3.7	3.7	192
200	7.5	7.6	-	6.5	6.3	-	4.7	4.7	4.7	3.4	3.4	3.4	200
208	6.9	-	-	6.2	6.1	-	4.5	4.5	-	3.2	3.2	-	208
216	6.2	-	-	5.8	6.0	-	4.2	4.2	-	2.9	2.9	-	216
224	-	-	-	5.2	4.3	-	4.1	4.1	-	2.7	2.7	-	224
232	-	-	-	3.9	-	-	3.9	3.4	-	2.6	2.6	-	232
240	-	-	-	3.6	-	-	3.8	3.2	-	2.5	2.5	-	240
248	-	-	-	-	-	-	3.0	-	-	2.3	2.3	-	248




109,800 lb		28.5 ft x 27.8 ft			360°			85%						
242.5 ft														
ft	ft	80.1 ft			99.7 ft			119.4 ft			139.1 ft			ft
		0°	20°	40°	0°	20°	40°	0°	20°	40°	0°	20°	40°	
1,000 lb														
80		15.2	-	-	12.1	-	-	-	-	-	-	-	80	
88		15.2	-	-	11.8	-	-	9.2	-	-	-	-	88	
96		14.9	13.8	-	11.4	10.7	-	8.8	-	-	6.5	-	96	
104		14.4	13.3	11.9	11.1	10.4	-	8.4	8.0	-	6.2	-	104	
112		13.9	12.8	11.7	10.8	10.1	9.7	8.1	7.7	7.5	5.9	5.7	112	
120		13.4	12.4	11.2	10.3	9.6	9.4	7.9	7.4	7.2	5.7	5.4	120	
128		12.7	11.9	10.9	10.0	9.4	9.0	7.6	7.2	6.9	5.4	5.2	128	
136		11.8	11.5	10.6	9.6	8.9	8.7	7.2	6.9	6.7	5.1	4.9	136	
144		10.0	11.0	10.4	9.1	8.6	8.4	6.8	6.6	6.4	4.9	4.9	144	
152		8.2	9.9	9.9	7.7	8.2	8.1	6.2	6.4	6.1	4.8	4.6	152	
160		6.6	8.1	9.3	6.2	6.5	7.7	4.6	6.0	6.0	4.1	4.3	160	
168		5.3	6.6	7.9	4.8	5.1	6.5	-	5.0	5.6	-	3.8	168	
176		3.9	5.3	6.4	3.5	3.7	5.1	-	3.5	4.7	-	3.0	176	
184		-	4.0	5.0	-	-	3.7	-	-	3.6	-	-	184	




258.5 ft														
ft	ft	80.1 ft												ft
		0°	20°	40°										
1,000 lb														
80		12.1	-	-										80
88		12.1	-	-										88
96		12.1	-	-										96
104		12.1	12.1	-										104
112		12.1	12.1	10.1										112
120		12.1	11.6	9.9										120
128		11.7	11.4	9.8										128
136		10.0	11.1	9.5										136
144		7.8	9.8	9.3										144
152		6.2	7.9	9.1										152
160		4.6	6.3	7.6										160
168		-	4.8	6.1										168
176		-	3.5	4.6										176
184		-	-	3.3										184



206,800 lb  **28.5 ft x 27.8 ft** **360°** **85%**

 47.6 ft					
		47.9 ft	67.6 ft	87.3 ft	107.0 ft
0°					
ft	1,000 lb				
14	60.6	-	-	-	-
16	56.9	-	-	-	-
18	53.8	46.4	-	-	-
20	50.7	43.5	38.5	-	-
24	45.8	39.0	34.4	-	-
28	41.6	35.2	31.0	27.6	-
32	38.0	32.1	28.1	25.0	-
36	34.7	29.6	25.7	22.9	-
40	31.6	27.2	23.6	20.9	-
48	26.7	23.4	20.4	18.0	-
56	22.8	20.5	17.7	15.8	-
64	19.8	18.3	15.6	13.7	-
72	17.5	16.6	13.9	11.9	-
80	15.4	15.0	12.6	10.8	-
88	-	13.7	11.4	9.6	-
96	-	12.7	10.5	8.8	-
104	-	12.0	9.6	8.0	-
112	-	-	8.8	7.2	-
120	-	-	8.3	6.7	-
128	-	-	-	6.2	-
136	-	-	-	5.8	-
144	-	-	-	5.5	-

 145.0 ft					
		47.9 ft	67.6 ft	87.3 ft	107.0 ft
0°					
ft	1,000 lb				
36	44.9	-	-	-	-
40	42.7	33.7	27.8	-	-
48	39.0	30.5	24.9	21.0	-
56	35.7	27.8	22.6	19.0	-
64	33.0	25.6	20.7	17.3	-
72	30.3	23.6	19.0	15.7	-
80	27.6	22.0	17.6	14.4	-
88	25.4	20.4	16.4	13.3	-
96	23.5	18.9	15.2	12.4	-
104	21.8	17.8	14.0	11.6	-
112	20.4	16.7	13.2	10.8	-
120	19.1	15.9	12.4	10.0	-
128	18.1	15.1	11.7	9.3	-
136	17.2	14.3	11.0	8.7	-
144	16.1	13.7	10.4	8.2	-
152	15.4	13.2	9.9	7.7	-
160	14.7	12.6	9.5	7.3	-
168	14.1	12.1	9.1	6.9	-
176	13.7	11.7	8.7	6.5	-
184	8.4	11.5	8.3	6.2	-
192	-	10.8	7.9	5.9	-
200	-	9.7	7.8	5.6	-
208	-	-	7.6	5.4	-
216	-	-	7.5	5.3	-
224	-	-	4.7	5.2	-
232	-	-	-	5.1	-
240	-	-	-	5.1	-

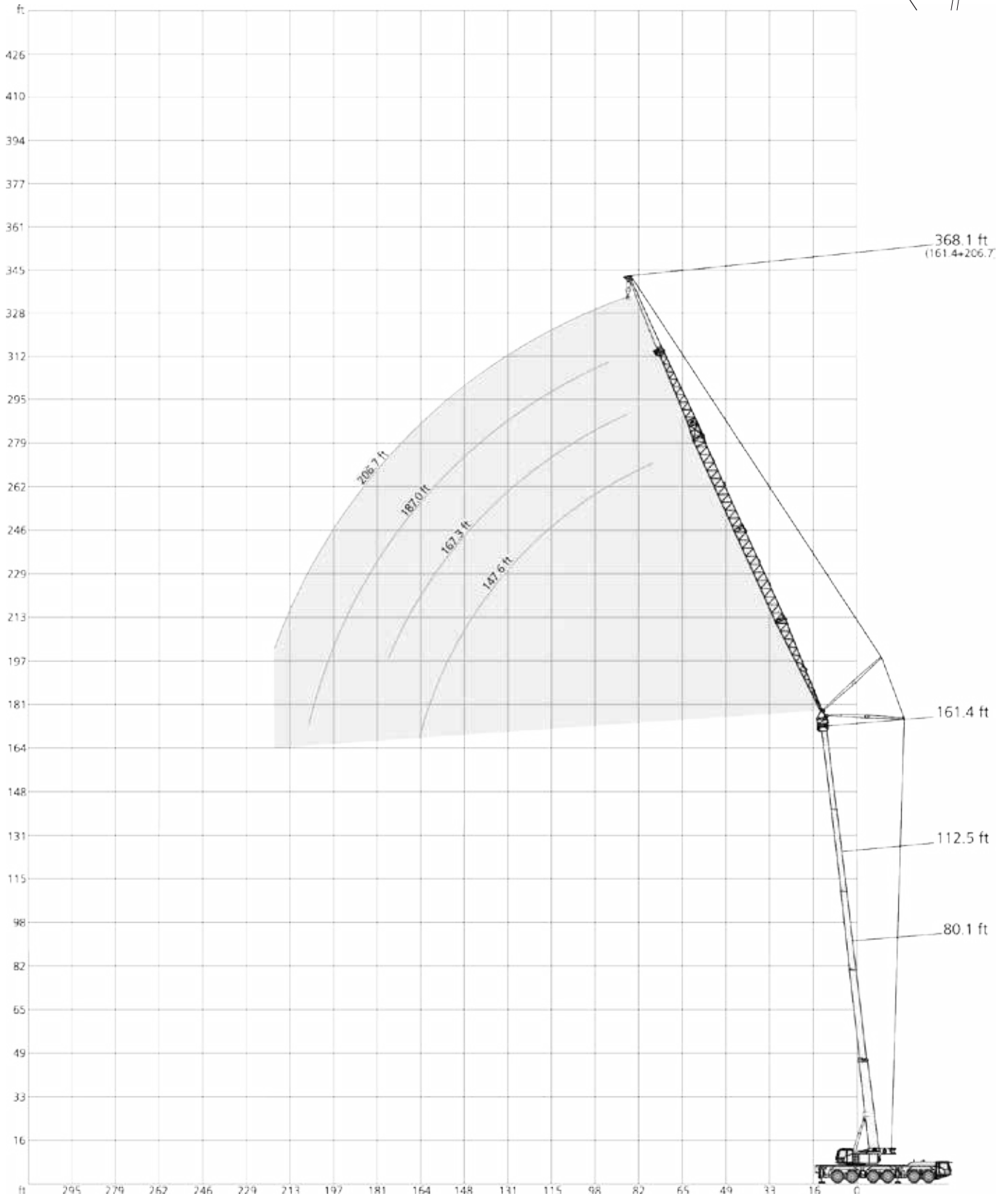
 242.5 ft					
		47.9 ft	67.6 ft	87.3 ft	107.0 ft
0°					
ft	1,000 lb				
80	22.5	18.0	14.2	-	-
88	22.5	17.7	13.7	10.6	-
96	22.1	17.0	13.3	10.2	-
104	21.3	16.4	12.9	9.8	-
112	20.5	15.8	12.3	9.5	-
120	19.7	15.3	11.8	9.2	-
128	18.7	14.8	11.5	8.8	-
136	17.7	14.2	10.9	8.4	-
144	16.4	13.9	10.6	8.2	-
152	15.0	13.1	10.1	7.7	-
160	13.7	12.4	9.8	7.4	-
168	12.5	11.7	9.3	7.1	-
176	11.4	10.9	9.1	6.7	-
184	10.3	10.1	8.8	6.4	-
192	9.3	9.3	8.5	6.1	-
200	8.5	8.5	8.1	6.0	-
208	7.7	7.7	7.5	5.7	-
216	6.9	6.9	6.7	5.3	-
224	6.2	6.1	6.0	4.9	-
232	5.5	5.4	5.3	4.5	-
240	4.9	4.8	4.6	4.1	-
248	4.1	4.2	4.1	3.7	-
256	3.5	3.5	3.5	3.3	-
264	3.1	2.7	3.0	2.8	-

109,800 lb  **28.5 ft x 27.8 ft** **360°** **85%**

47.6 ft				
	47.9 ft	67.6 ft	87.3 ft	107.0 ft
0°				
ft	1,000 lb			
14	60.6	-	-	-
16	56.9	-	-	-
18	53.8	46.4	-	-
20	50.7	43.5	38.5	-
24	45.8	39.0	34.4	-
28	41.6	35.2	31.0	27.6
32	38.0	32.1	28.1	25.0
36	34.7	29.6	25.7	22.9
40	31.6	27.2	23.6	20.9
48	26.7	23.4	20.4	18.0
56	22.8	20.5	17.7	15.8
64	19.8	18.3	15.6	13.7
72	17.5	16.6	13.9	11.9
80	15.4	15.0	12.6	10.8
88	-	13.7	11.4	9.6
96	-	12.7	10.5	8.8
104	-	12.0	9.6	8.0
112	-	-	8.8	7.2
120	-	-	8.3	6.7
128	-	-	-	6.2
136	-	-	-	5.8
144	-	-	-	5.5

145.0 ft				
	47.9 ft	67.6 ft	87.3 ft	107.0 ft
0°				
ft	1,000 lb			
36	44.9	-	-	-
40	42.7	33.7	27.8	-
48	39.0	30.5	24.9	21.0
56	35.7	27.8	22.6	19.0
64	33.0	25.6	20.7	17.3
72	30.3	23.6	19.0	15.7
80	27.6	22.0	17.6	14.4
88	25.4	20.4	16.4	13.3
96	23.5	18.9	15.2	12.4
104	21.8	17.8	14.0	11.6
112	20.4	16.7	13.2	10.8
120	19.1	15.9	12.4	10.0
128	17.7	15.1	11.7	9.3
136	16.6	14.3	11.0	8.7
144	15.7	13.7	10.4	8.2
152	13.9	12.9	9.9	7.7
160	12.6	12.3	9.4	7.3
168	11.7	11.2	8.8	6.9
176	10.3	9.8	8.4	6.5
184	8.4	9.1	8.1	6.2
192	-	8.4	7.7	5.9
200	-	7.7	7.4	5.6
208	-	-	6.8	5.2
216	-	-	6.2	5.1
224	-	-	4.7	4.8
232	-	-	-	4.6
240	-	-	-	4.3

242.5 ft				
	47.9 ft	67.6 ft	87.3 ft	107.0 ft
0°				
ft	1,000 lb			
80	22.5	18.0	14.2	-
88	22.5	17.7	13.7	10.6
96	22.1	17.0	13.3	10.2
104	21.3	16.4	12.9	9.8
112	19.4	15.8	12.3	9.5
120	17.7	15.1	11.8	9.2
128	15.0	14.2	11.5	8.8
136	12.6	12.2	10.7	8.4
144	10.5	10.0	10.0	8.2
152	8.3	8.3	8.2	6.4
160	6.5	6.6	6.5	4.8
168	5.0	5.3	5.1	-
176	3.5	3.9	3.7	-



360°													85%								
80.1 ft																					
147.6 ft													167.3 ft			187.0 ft			206.7 ft		
83° 73° 65°													83° 73° 65°			83° 73° 65°			83° 73° 65°		
ft	1,000 lb											ft									
56	14.6	-	-	13.7	-	-	-	-	-	-	-	-	56								
64	14.0	-	-	13.1	-	-	-	-	-	-	-	-	64								
72	13.2	-	-	12.6	-	-	-	-	-	-	-	-	72								
80	12.7	-	-	12.0	-	-	-	-	-	-	-	-	80								
88	12.2	-	-	11.6	-	-	-	-	-	-	-	-	88								
96	11.6	12.3	-	11.2	-	-	-	-	-	-	-	-	96								
104	11.1	11.8	-	10.8	11.3	-	-	-	-	-	-	-	104								
112	10.6	11.2	-	10.6	10.8	-	-	-	-	-	-	-	112								
120	10.0	10.9	11.3	10.1	10.5	-	-	-	-	-	-	-	120								
128	9.5	10.4	10.9	9.8	10.2	-	-	-	-	-	-	-	128								
136	8.9	9.8	10.5	9.5	10.0	10.2	-	-	-	-	-	-	136								
144	8.4	9.3	9.9	9.3	9.7	9.9	9.1	9.3	-	-	-	-	144								
152	-	8.8	9.4	8.8	9.4	9.7	8.8	9.0	9.0	9.0	-	-	152								
160	-	8.4	9.1	8.5	9.0	9.4	8.6	8.7	9.0	9.0	-	-	160								
168	-	-	8.6	-	8.7	9.1	8.5	8.5	8.8	8.8	-	-	168								
176	-	-	-	-	8.4	8.9	8.4	8.4	8.6	8.6	-	-	176								
184	-	-	-	-	-	8.6	-	8.4	8.4	8.4	-	-	184								
192	-	-	-	-	-	-	-	8.2	8.3	8.3	-	-	192								
200	-	-	-	-	-	-	-	8.2	8.2	8.2	-	-	200								
208	-	-	-	-	-	-	-	-	8.2	8.2	-	-	208								
216	-	-	-	-	-	-	-	-	-	8.2	-	-	216								
224	-	-	-	-	-	-	-	-	-	-	-	-	224								

112.5 ft																					
147.6 ft													167.3 ft			187.0 ft			206.7 ft		
83° 73° 65°													83° 73° 65°			83° 73° 65°			83° 73° 65°		
ft	1,000 lb											ft									
56	14.1	-	-	-	-	-	-	-	-	-	-	-	56								
64	13.6	-	-	12.5	-	-	-	-	-	-	-	-	64								
72	13.0	-	-	12.1	-	-	-	-	-	-	-	-	72								
80	12.5	-	-	11.6	-	-	-	-	-	-	-	-	80								
88	11.9	-	-	11.3	-	-	-	-	-	-	-	-	88								
96	11.4	-	-	10.9	-	-	-	-	-	-	-	-	96								
104	11.1	11.8	-	10.6	-	-	-	-	-	-	-	-	104								
112	10.6	11.2	-	10.1	10.6	-	-	-	-	-	-	-	112								
120	10.0	10.9	-	9.9	10.3	-	-	-	-	-	-	-	120								
128	9.6	10.5	-	9.6	10.0	-	-	-	-	-	-	-	128								
136	9.2	10.2	-	9.3	9.8	-	-	-	-	-	-	-	136								
144	8.6	9.7	10.4	9.1	9.5	-	-	-	-	-	-	-	144								
152	-	9.4	9.9	8.8	9.2	9.4	8.4	8.6	8.6	8.6	-	-	152								
160	-	9.0	9.6	8.5	9.0	9.3	8.4	8.4	8.4	8.4	-	-	160								
168	-	8.6	9.3	-	8.8	9.1	8.3	8.3	8.3	8.5	-	-	168								
176	-	-	8.9	-	8.6	8.9	8.2	8.2	8.2	8.2	-	-	176								
184	-	-	8.6	-	8.4	8.7	8.0	8.0	8.2	8.2	-	-	184								
192	-	-	-	-	-	8.6	-	7.9	8.1	8.1	-	-	192								
200	-	-	-	-	-	8.4	-	7.9	7.9	8.0	-	-	200								
208	-	-	-	-	-	-	-	7.9	7.9	7.9	-	-	208								
216	-	-	-	-	-	-	-	-	7.9	7.9	-	-	216								
224	-	-	-	-	-	-	-	-	-	7.9	-	-	224								
232	-	-	-	-	-	-	-	-	-	-	-	-	232								
240	-	-	-	-	-	-	-	-	-	-	-	-	240								

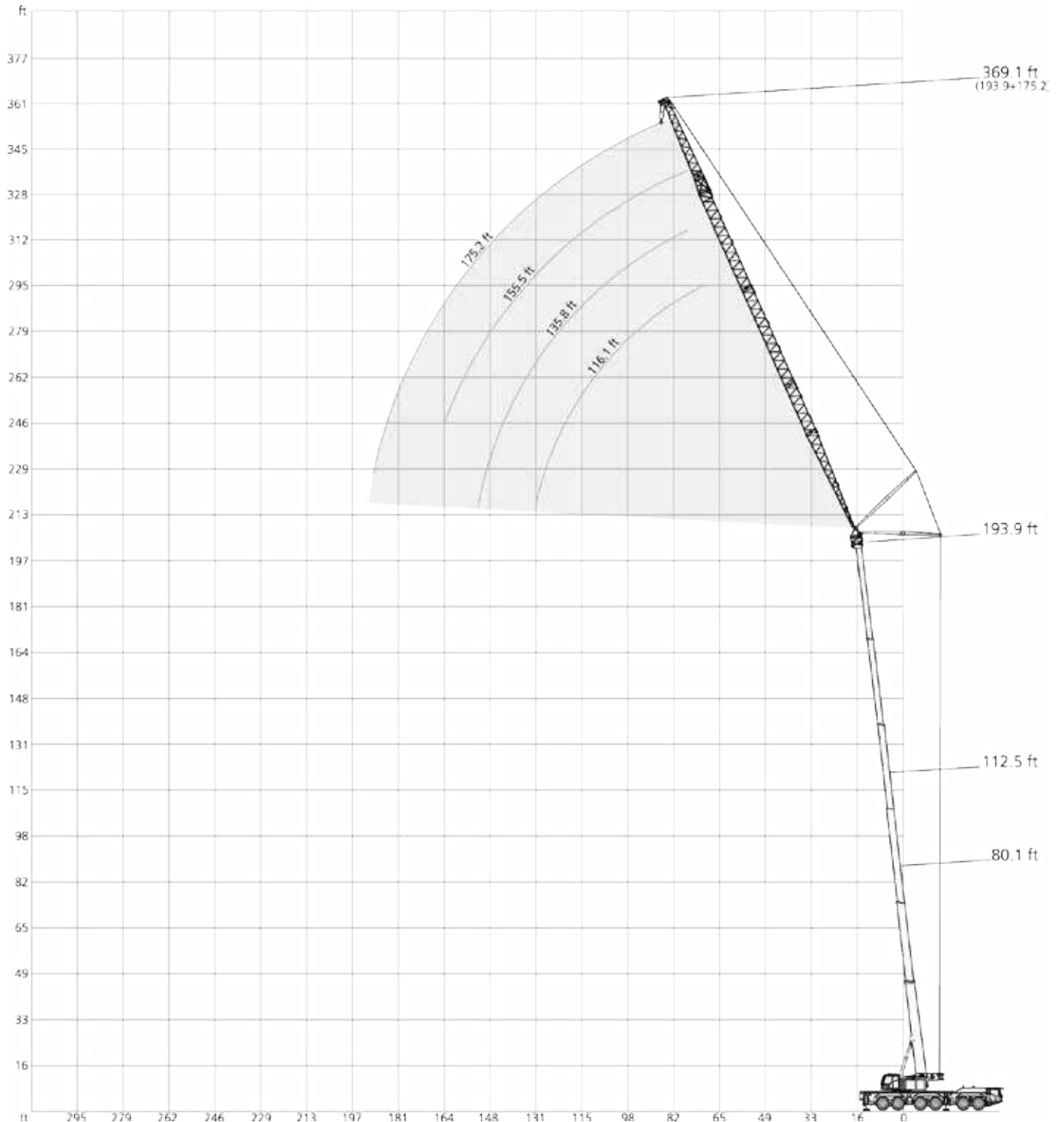
85,800 lb 109,800 lb 158,300 lb

360°													85%
145.0 ft													
ft	147.6 ft			167.3 ft			187.0 ft			206.7 ft			ft
	83°	73°	65°	83°	73°	65°	83°	73°	65°	83°	73°	65°	
1,000 lb													
64	12.7	-	-	-	-	-	-	-	-	-	-	-	64
72	12.4	-	-	11.2	-	-	-	-	-	-	-	-	72
80	11.8	-	-	10.8	-	-	9.7	-	-	8.3	-	-	80
88	11.4	-	-	10.5	-	-	9.4	-	-	8.1	-	-	88
96	11.0	-	-	10.2	-	-	9.1	-	-	7.9	-	-	96
104	10.6	-	-	10.0	-	-	9.0	-	-	7.7	-	-	104
112	10.3	-	-	9.7	-	-	8.8	-	-	7.7	-	-	112
120	9.9	10.5	-	9.4	-	-	8.5	-	-	7.5	-	-	120
128	9.6	10.2	-	9.3	9.5	-	8.4	-	-	7.4	-	-	128
136	9.3	10.0	-	8.9	9.3	-	8.2	-	-	7.3	-	-	136
144	8.8	9.7	-	8.8	9.1	-	8.2	8.2	-	7.1	-	-	144
152	8.5	9.4	-	8.6	8.8	-	7.9	8.1	-	7.0	7.1	-	152
160	-	9.2	9.6	8.4	8.7	-	7.9	7.9	-	6.8	7.0	-	160
168	-	8.9	9.3	8.2	8.5	-	7.7	7.9	-	6.8	6.8	-	168
176	-	8.6	9.1	8.2	8.4	8.6	7.7	7.7	-	6.8	6.8	-	176
184	-	-	8.8	-	8.3	8.4	7.7	7.5	7.7	6.7	6.7	-	184
192	-	-	8.6	-	8.1	8.2	-	7.5	7.5	6.6	6.6	-	192
200	-	-	8.4	-	8.0	8.2	-	7.5	7.3	6.6	6.6	6.5	200
208	-	-	-	-	8.1	8.2	-	7.5	7.3	6.6	6.5	6.4	208
216	-	-	-	-	-	7.9	-	7.5	7.3	6.6	6.4	6.4	216
224	-	-	-	-	-	-	-	-	7.3	-	6.4	6.4	224
232	-	-	-	-	-	-	-	-	7.3	-	6.4	6.4	232
240	-	-	-	-	-	-	-	-	7.3	-	6.4	6.4	240
248	-	-	-	-	-	-	-	-	-	-	6.4	6.4	248

193.9 ft													
ft	147.6 ft			167.3 ft			187.0 ft			206.7 ft			ft
	83°	73°	65°	83°	73°	65°	83°	73°	65°	83°*	73°*	65°*	
1,000 lb													
80	9.0	-	-	-	-	-	-	-	-	-	-	-	80
88	8.8	-	-	7.3	-	-	-	-	-	7.3	-	-	88
96	8.7	-	-	7.3	-	-	5.5	-	-	7.1	-	-	96
104	8.4	-	-	7.3	-	-	5.5	-	-	7.1	-	-	104
112	8.2	-	-	7.3	-	-	5.5	-	-	6.8	-	-	112
120	8.1	-	-	7.1	-	-	5.4	-	-	6.8	-	-	120
128	7.9	-	-	6.9	-	-	5.3	-	-	6.7	-	-	128
136	7.8	-	-	6.8	-	-	5.3	-	-	6.6	-	-	136
144	7.7	-	-	6.8	-	-	5.3	-	-	6.6	-	-	144
152	7.5	7.7	-	6.6	-	-	5.3	-	-	6.4	-	-	152
160	7.5	7.6	-	6.6	-	-	5.3	-	-	6.4	6.2	-	160
168	-	7.4	-	6.6	6.5	-	5.3	-	-	6.3	6.2	-	168
176	-	7.3	-	6.6	6.4	-	5.3	5.3	-	6.2	6.2	-	176
184	-	7.3	-	-	6.4	-	5.3	5.3	-	6.2	6.1	-	184
192	-	-	-	-	6.4	-	5.3	5.3	-	6.2	6.0	-	192
200	-	-	-	-	6.2	-	5.3	5.1	-	6.2	6.0	-	200
208	-	-	6.0	-	6.2	-	-	5.1	-	6.2	6.0	-	208
216	-	-	5.7	-	6.2	-	-	5.1	-	6.2	6.0	5.5	216
224	-	-	-	-	-	4.4	-	4.9	-	-	6.0	5.5	224
232	-	-	-	-	-	4.1	-	-	-	-	6.0	5.5	232
240	-	-	-	-	-	4.0	-	-	-	-	6.0	5.5	240
248	-	-	-	-	-	-	-	-	-	-	-	5.5	248
256	-	-	-	-	-	-	-	-	-	-	-	5.5	256
264	-	-	-	-	-	-	-	-	-	-	-	5.5	264

85,800 lb 109,800 lb 158,300 lb 206,800 lb

 * 161.4 ft



360°													85%
80.1 ft													
ft	116.1 ft			135.8 ft			155.5 ft			175.2 ft			ft
	83°	73°	65°	83°	73°	65°	83°	73°	65°	83°	73°	65°	
1,000 lb													ft
48	36.2	-	-	30.1	-	-	-	-	-	-	-	-	48
56	33.8	-	-	29.3	-	-	23.1	-	-	18.1	-	-	56
64	31.0	-	-	28.6	-	-	22.6	-	-	17.5	-	-	64
72	28.1	-	-	27.6	-	-	22.3	-	-	17.2	-	-	72
80	25.6	30.0	-	26.2	-	-	21.7	-	-	16.9	-	-	80
88	23.4	27.4	-	24.8	26.3	-	21.3	-	-	16.6	-	-	88
96	21.7	25.1	-	23.3	25.4	-	20.9	20.7	-	16.2	-	-	96
104	20.0	23.0	25.8	22.0	24.2	-	20.5	20.1	-	15.9	15.7	-	104
112	18.7	21.3	23.7	20.7	22.8	-	20.3	19.8	-	15.6	15.4	-	112
120	-	19.7	21.9	19.4	21.5	23.3	19.9	19.4	-	15.4	14.9	-	120
128	-	18.5	20.3	18.5	20.3	21.9	19.1	19.3	18.8	15.1	14.7	-	128
136	-	-	19.0	-	19.2	20.7	18.4	18.9	18.4	14.9	14.5	14.3	136
144	-	-	17.9	-	18.3	19.5	17.7	18.5	18.1	14.6	14.3	14.1	144
152	-	-	-	-	-	18.6	17.1	18.2	18.1	14.5	14.1	13.9	152
160	-	-	-	-	-	17.7	-	17.6	18.0	14.2	14.1	13.7	160
168	-	-	-	-	-	-	-	-	17.7	13.9	14.1	13.6	168
176	-	-	-	-	-	-	-	-	17.3	-	14.1	13.4	176
184	-	-	-	-	-	-	-	-	-	-	14.1	13.4	184
192	-	-	-	-	-	-	-	-	-	-	-	13.4	192
200	-	-	-	-	-	-	-	-	-	-	-	13.4	200

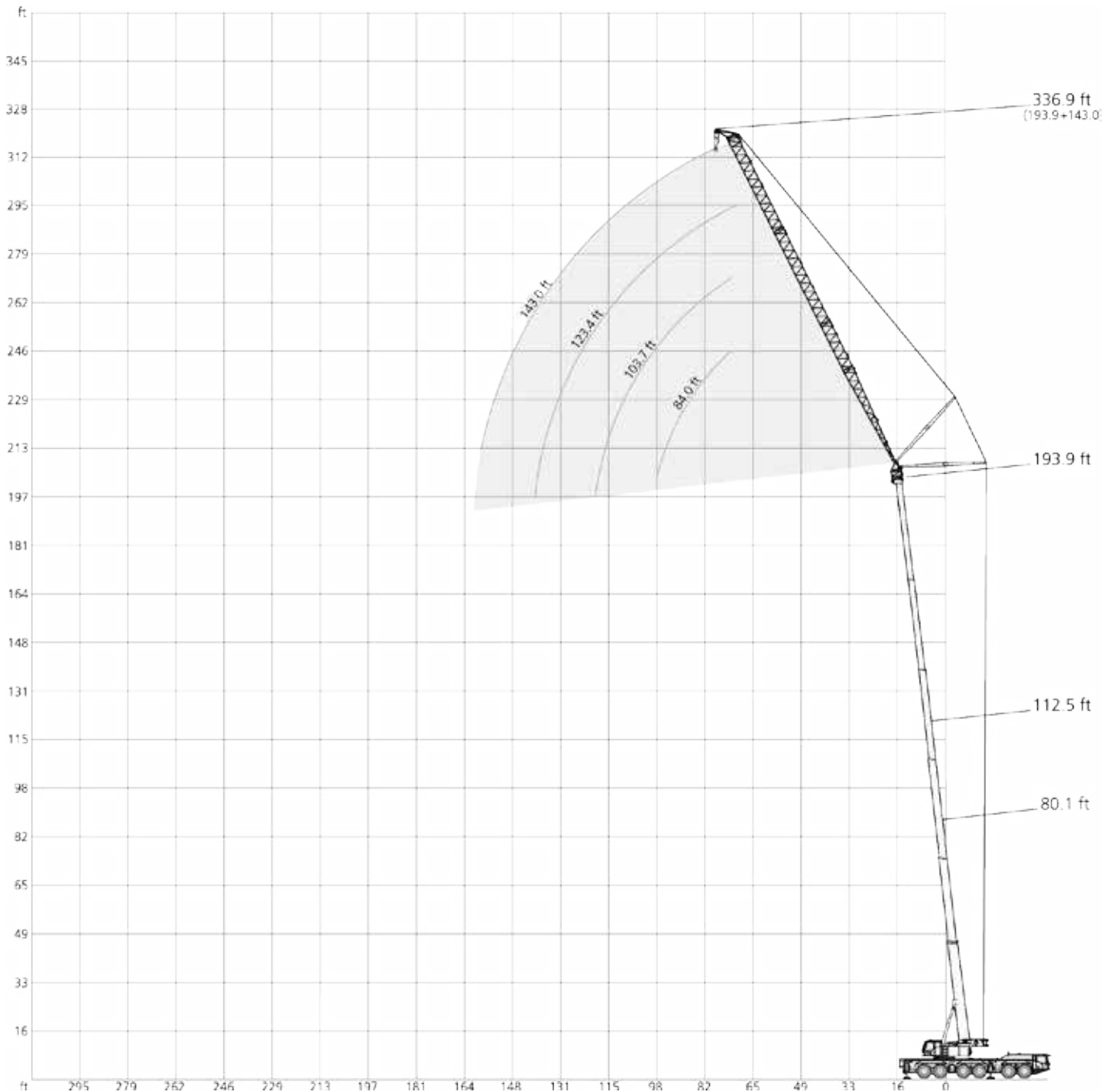
112.5 ft													
ft	116.1 ft			135.8 ft			155.5 ft			175.2 ft			ft
	83°	73°	65°	83°	73°	65°	83°	73°	65°	83°	73°	65°	
1,000 lb													ft
48	33.2	-	-	-	-	-	-	-	-	-	-	-	48
56	32.2	-	-	25.9	-	-	20.3	-	-	-	-	-	56
64	30.7	-	-	25.5	-	-	20.0	-	-	15.4	-	-	64
72	28.7	-	-	25.1	-	-	19.6	-	-	15.2	-	-	72
80	26.3	-	-	24.6	-	-	19.4	-	-	14.7	-	-	80
88	24.3	-	-	24.3	-	-	19.1	-	-	14.6	-	-	88
96	22.4	27.2	-	23.3	-	-	18.8	-	-	14.4	-	-	96
104	20.7	25.2	-	22.0	23.0	-	18.6	-	-	14.1	-	-	104
112	19.3	23.3	-	20.9	22.5	-	18.3	17.8	-	13.9	-	-	112
120	18.2	21.4	-	19.8	21.9	-	18.0	17.6	-	13.7	13.6	-	120
128	-	20.1	23.0	18.7	21.0	-	17.9	17.3	-	13.6	13.3	-	128
136	-	18.8	21.3	17.8	20.1	21.1	17.7	17.0	-	13.4	13.2	-	136
144	-	17.7	19.9	17.0	19.2	20.5	17.4	17.0	-	13.2	13.0	-	144
152	-	-	18.6	-	18.2	20.0	17.1	17.0	16.3	13.2	12.8	-	152
160	-	-	-	-	17.5	19.1	16.6	17.0	16.1	12.9	12.8	12.5	160
168	-	-	-	-	-	18.1	-	16.9	16.1	12.7	12.8	12.3	168
176	-	-	-	-	-	17.3	-	16.8	16.1	12.6	12.8	12.1	176
184	-	-	-	-	-	-	-	-	16.1	-	12.8	12.1	184
192	-	-	-	-	-	-	-	-	-	-	12.8	12.1	192
200	-	-	-	-	-	-	-	-	-	-	12.8	12.1	200
208	-	-	-	-	-	-	-	-	-	-	-	12.1	208
216	-	-	-	-	-	-	-	-	-	-	-	12.1	216

58,800 lb 85,800 lb 109,800 lb 158,300 lb

360°													85%								
145.0 ft																					
116.1 ft													135.8 ft			155.5 ft			175.2 ft		
83° 73° 65°													83° 73° 65°			83° 73° 65°			83° 73° 65°		
ft	1,000 lb											ft									
56	26.9	-	-	-	-	-	-	-	-	-	-	-	56								
64	26.5	-	-	21.1	-	-	-	-	-	-	-	-	64								
72	26.2	-	-	20.7	-	-	16.8	-	-	-	-	-	72								
80	25.2	-	-	20.5	-	-	16.5	-	-	-	-	-	80								
88	24.2	-	-	20.2	-	-	16.2	-	-	-	-	-	88								
96	22.8	-	-	20.1	-	-	16.0	-	-	-	-	-	96								
104	21.3	-	-	19.9	-	-	15.9	-	-	-	-	-	104								
112	20.0	23.6	-	19.8	-	-	15.6	-	-	-	-	-	112								
120	18.7	22.9	-	19.4	18.9	-	15.4	-	-	-	-	-	120								
128	-	21.7	-	18.6	18.6	-	15.3	14.9	-	-	-	-	128								
136	-	20.4	-	18.0	18.5	-	15.2	14.6	-	-	-	-	136								
144	-	19.2	-	17.2	18.3	-	15.0	14.3	-	-	-	-	144								
152	-	-	21.0	-	18.2	-	15.0	14.3	-	-	-	-	152								
160	-	-	19.7	-	17.8	17.3	14.8	14.2	-	-	-	-	160								
168	-	-	-	-	-	17.2	-	14.1	13.7	-	-	-	168								
176	-	-	-	-	-	17.2	-	14.1	13.5	-	-	-	176								
184	-	-	-	-	-	17.1	-	14.1	13.4	-	-	-	184								
192	-	-	-	-	-	-	-	-	13.4	-	-	-	192								
200	-	-	-	-	-	-	-	-	13.4	-	-	-	200								
208	-	-	-	-	-	-	-	-	-	-	-	-	208								
216	-	-	-	-	-	-	-	-	-	-	-	-	216								
224	-	-	-	-	-	-	-	-	-	-	-	-	224								

193.9 ft																					
116.1 ft													135.8 ft			155.5 ft			175.2 ft		
83° 73° 65°													83° 73° 65°			83° 73° 65°			83° 73° 65°		
ft	1,000 lb											ft									
72	15.0	-	-	-	-	-	-	-	-	-	-	-	72								
80	14.8	-	-	11.7	-	-	9.0	-	-	-	-	-	80								
88	14.8	-	-	11.6	-	-	8.9	-	-	-	-	-	88								
96	14.8	-	-	11.5	-	-	8.8	-	-	-	-	-	96								
104	14.6	-	-	11.5	-	-	8.8	-	-	-	-	-	104								
112	14.5	-	-	11.5	-	-	8.8	-	-	-	-	-	112								
120	14.3	-	-	11.5	-	-	8.8	-	-	-	-	-	120								
128	14.2	-	-	11.4	-	-	8.8	-	-	-	-	-	128								
136	-	-	-	11.2	-	-	8.8	-	-	-	-	-	136								
144	-	13.2	-	11.2	-	-	8.8	-	-	-	-	-	144								
152	-	12.7	-	-	10.8	-	8.8	-	-	-	-	-	152								
160	-	12.2	-	-	10.5	-	8.6	8.4	-	-	-	-	160								
168	-	-	-	-	10.2	-	-	8.3	-	-	-	-	168								
176	-	-	-	-	9.8	-	-	8.2	-	-	-	-	176								
184	-	-	8.7	-	-	-	-	7.9	-	-	-	-	184								
192	-	-	-	-	-	-	-	7.7	-	-	-	-	192								
200	-	-	-	-	-	6.7	-	7.4	-	-	-	-	200								
208	-	-	-	-	-	-	-	-	-	-	5.3	-	208								
216	-	-	-	-	-	-	-	-	-	-	5.1	-	216								
224	-	-	-	-	-	-	-	-	-	-	4.8	-	224								
232	-	-	-	-	-	-	-	-	-	-	-	3.7	232								
240	-	-	-	-	-	-	-	-	-	-	-	3.2	240								

- 58,800 lb
- 85,800 lb
- 109,800 lb
- 158,300 lb
- 206,800 lb



360°													85%	
80.1 ft														
ft	84.0 ft			103.7 ft			123.4 ft			143.0 ft			ft	
	83°	73°	65°	83°	73°	65°	83°	73°	65°	83°	73°	65°		
1,000 lb														
40	-	-	-	47.3	-	-	-	-	-	-	-	-	40	
48	62.1	-	-	45.9	-	-	35.2	-	-	-	-	-	48	
56	60.6	-	-	44.4	-	-	34.1	-	-	-	26.3	-	56	
64	59.7	-	-	43.4	-	-	33.2	-	-	-	25.5	-	64	
72	58.9	-	-	42.6	-	-	32.4	-	-	-	24.7	-	72	
80	55.3	53.0	-	42.0	40.0	-	31.7	-	-	-	24.2	-	80	
88	-	52.7	-	41.4	39.0	-	31.2	30.4	-	-	23.6	-	88	
96	-	52.7	47.6	40.2	38.3	-	30.8	29.6	-	-	23.1	22.9	96	
104	-	-	47.4	36.5	38.1	36.1	30.3	28.9	-	-	22.6	22.1	104	
112	-	-	-	-	38.1	35.5	29.7	28.4	27.7	-	22.0	21.8	112	
120	-	-	-	-	-	35.5	28.5	28.4	27.2	-	21.5	21.4	120	
128	-	-	-	-	-	35.5	-	28.4	26.9	-	20.7	21.1	20.6	128
136	-	-	-	-	-	-	-	28.4	26.7	-	20.3	20.8	20.2	136
144	-	-	-	-	-	-	-	-	26.7	-	20.1	20.3	20.1	144
152	-	-	-	-	-	-	-	-	-	-	-	20.0	19.8	152
160	-	-	-	-	-	-	-	-	-	-	-	-	19.8	160

- 42,300 lb
- 58,800 lb
- 85,800 lb
- 109,800 lb
- 158,300 lb
- 206,800 lb

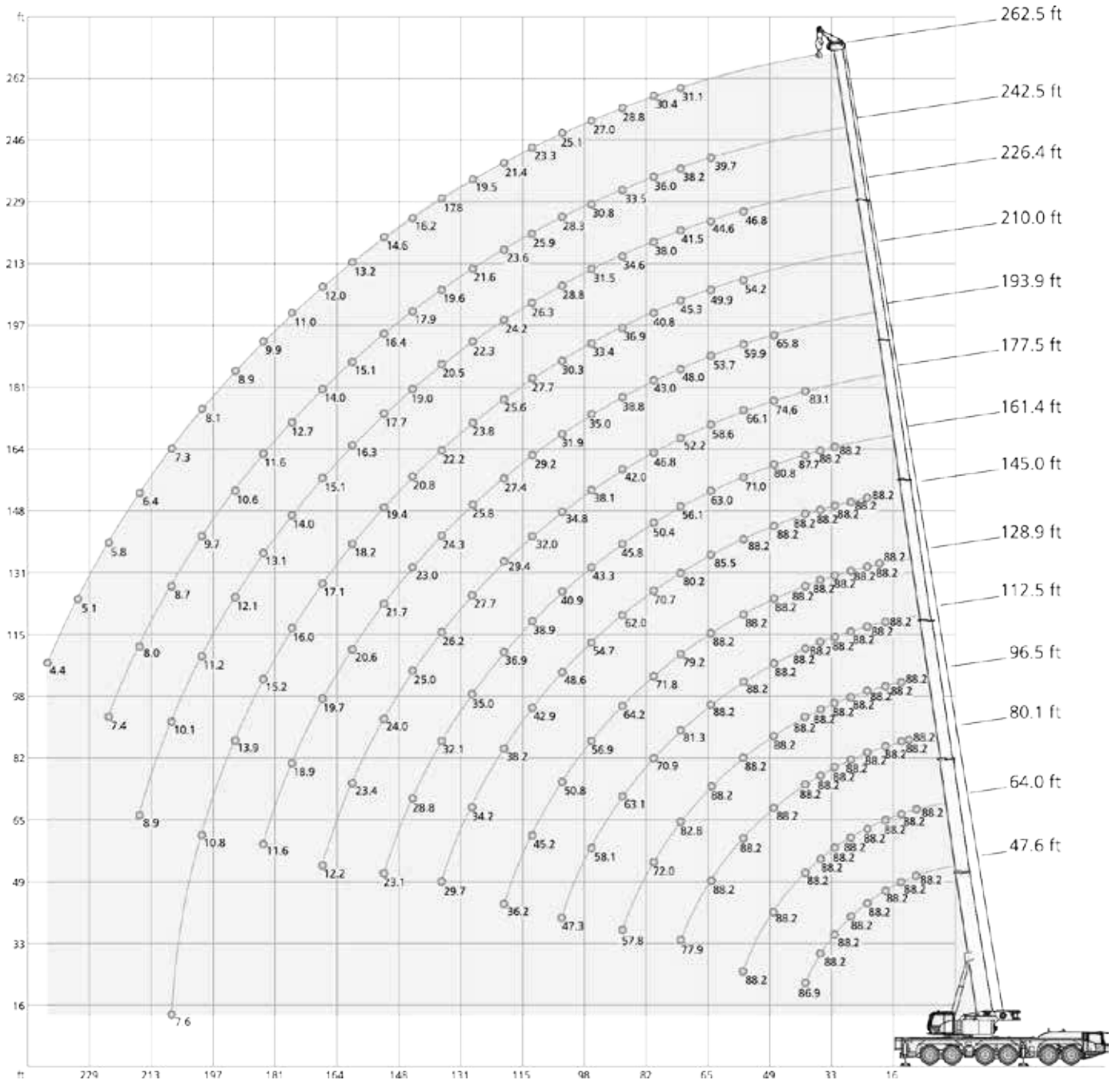
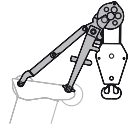
360°													85%
112.5 ft													
ft	84.0 ft			103.7 ft			123.4 ft			143.0 ft			ft
	83°	73°	65°	83°	73°	65°	83°	73°	65°	83°	73°	65°	
1,000 lb													
48	53.0	-	-	40.1	-	-	-	-	-	-	-	-	48
56	51.8	-	-	39.0	-	-	30.4	-	-	23.4	-	-	56
64	51.0	-	-	38.1	-	-	29.7	-	-	22.8	-	-	64
72	50.7	-	-	37.5	-	-	28.9	-	-	22.3	-	-	72
80	49.9	-	-	37.0	-	-	28.4	-	-	22.0	-	-	80
88	48.4	44.7	-	36.6	34.8	-	28.0	-	-	21.4	-	-	88
96	-	44.2	-	36.0	34.1	-	27.6	26.8	-	21.0	-	-	96
104	-	44.1	-	35.0	33.6	-	27.2	26.1	-	20.8	20.3	-	104
112	-	-	40.8	-	33.3	-	26.7	25.8	-	20.3	19.8	-	112
120	-	-	40.8	-	33.3	31.4	26.3	25.4	-	20.0	19.6	-	120
128	-	-	-	-	33.3	31.1	25.6	25.4	24.5	19.6	19.3	-	128
136	-	-	-	-	-	31.1	-	25.4	23.9	19.2	19.0	-	136
144	-	-	-	-	-	31.1	-	25.4	23.8	19.0	18.8	18.3	144
152	-	-	-	-	-	-	-	-	23.6	-	18.7	18.0	152
160	-	-	-	-	-	-	-	-	23.6	-	18.7	17.9	160
168	-	-	-	-	-	-	-	-	-	-	-	17.9	168
176	-	-	-	-	-	-	-	-	-	-	-	17.9	176

145.0 ft													
ft	84.0 ft			103.7 ft			123.4 ft			143.0 ft			ft
	83°	73°	65°	83°	73°	65°	83°	73°	65°	83°	73°	65°	
1,000 lb													
56	40.3	-	-	31.7	-	-	-	-	-	-	-	-	56
64	39.6	-	-	31.2	-	-	24.4	-	-	18.8	-	-	64
72	39.3	-	-	30.7	-	-	24.0	-	-	18.5	-	-	72
80	38.9	-	-	30.4	-	-	23.8	-	-	18.3	-	-	80
88	37.4	-	-	30.1	-	-	23.5	-	-	18.0	-	-	88
96	-	-	-	29.8	-	-	23.2	-	-	17.7	-	-	96
104	-	35.6	-	29.6	-	-	23.0	-	-	17.6	-	-	104
112	-	35.2	-	-	27.5	-	22.7	21.8	-	17.4	-	-	112
120	-	-	-	-	27.3	-	22.5	21.5	-	17.2	16.9	-	120
128	-	-	-	-	27.1	-	22.4	21.3	-	17.1	16.6	-	128
136	-	-	-	-	27.1	-	-	21.0	-	16.8	16.4	-	136
144	-	-	-	-	-	24.3	-	20.9	-	16.8	16.1	-	144
152	-	-	-	-	-	23.2	-	20.9	20.0	-	15.9	-	152
160	-	-	-	-	-	-	-	-	19.8	-	15.9	-	160
168	-	-	-	-	-	-	-	-	19.4	-	15.9	15.1	168
176	-	-	-	-	-	-	-	-	19.0	-	15.9	15.0	176
184	-	-	-	-	-	-	-	-	-	-	-	15.0	184






- 42,300 lb
- 58,800 lb
- 85,800 lb
- 109,800 lb
- 158,300 lb
- 206,800 lb






360°													85%
193.9 ft													
84.0 ft			103.7 ft			123.4 ft			143.0 ft				
83° 73° 65°			83° 73° 65°			83° 73° 65°			83° 73° 65°				
ft	1,000 lb											ft	
72	21.4	-	-	17.0	-	-	-	-	-	-	-	72	
80	21.1	-	-	16.9	-	-	13.2	-	-	10.1	-	80	
88	20.9	-	-	16.8	-	-	13.2	-	-	10.1	-	88	
96	20.6	-	-	16.6	-	-	13.2	-	-	10.0	-	96	
104	-	-	-	16.5	-	-	13.0	-	-	9.9	-	104	
112	-	-	-	16.3	-	-	13.0	-	-	9.9	-	112	
120	-	-	-	-	-	-	13.0	-	-	9.9	-	120	
128	-	-	-	-	-	-	12.9	-	-	9.9	-	128	
136	-	-	-	-	14.7	-	12.8	-	-	9.9	-	136	
144	-	-	-	-	14.1	-	-	-	-	9.9	-	144	
152	-	-	-	-	-	-	-	11.8	-	9.9	-	152	
160	-	-	-	-	-	-	-	11.4	-	-	9.3	160	
168	-	-	-	-	-	-	-	-	-	-	9.1	168	
176	-	-	-	-	-	-	-	-	-	-	8.9	176	
184	-	-	-	-	-	-	-	-	-	-	8.6	184	
208	-	-	-	-	-	-	-	-	-	-	-	5.8	208
216	-	-	-	-	-	-	-	-	-	-	-	5.5	216

	42,300 lb	58,800 lb	85,800 lb	109,800 lb	158,300 lb	206,800 lb
--	-----------	-----------	-----------	------------	------------	------------













206,800 lb		28.5 ft x 27.8 ft										5.25 ft		360°		85%	
		(ft)															
		47.6	64.0	80.1	96.5	112.5	128.9	145.0	161.4	177.5	193.9	210.0	226.4	242.5	262.5		
ft		1,000 lb														ft	
10		88.2	88.2	-	-	-	-	-	-	-	-	-	-	-	-	-	10
12		88.2	88.2	88.2	-	-	-	-	-	-	-	-	-	-	-	-	12
14		88.2	88.2	88.2	88.2	-	-	-	-	-	-	-	-	-	-	-	14
16		88.2	88.2	88.2	88.2	-	-	-	-	-	-	-	-	-	-	-	16
18		88.2	88.2	88.2	88.2	88.2	-	-	-	-	-	-	-	-	-	-	18
20		88.2	88.2	88.2	88.2	88.2	88.2	-	-	-	-	-	-	-	-	-	20
24		88.2	88.2	88.2	88.2	88.2	88.2	88.2	-	-	-	-	-	-	-	-	24
28		88.2	88.2	88.2	88.2	88.2	88.2	88.2	-	-	-	-	-	-	-	-	28
32		88.2	88.2	88.2	88.2	88.2	88.2	88.2	88.2	-	-	-	-	-	-	-	32
36		88.2	88.2	88.2	88.2	88.2	88.2	88.2	88.2	-	-	-	-	-	-	-	36
40		86.9	88.2	88.2	88.2	88.2	88.2	88.2	87.7	83.1	-	-	-	-	-	-	40
48		-	88.2	88.2	88.2	88.2	88.2	88.2	80.8	74.6	65.8	-	-	-	-	-	48
56		-	88.2	88.2	88.2	88.2	88.2	88.2	71.0	66.1	59.9	54.2	46.8	-	-	-	56
64		-	-	88.2	88.2	88.2	88.2	85.5	63.0	58.6	53.7	49.9	44.6	39.7	-	-	64
72		-	-	-	77.9	82.8	81.3	79.2	80.2	56.1	52.2	48.0	45.3	41.5	38.2	31.1	72
80		-	-	-	-	72.0	70.9	71.8	70.7	50.4	46.8	43.0	40.8	38.0	36.0	30.4	80
88		-	-	-	-	57.8	63.1	64.2	62.0	45.8	42.0	38.8	36.9	34.6	33.5	28.8	88
96		-	-	-	-	-	58.1	56.9	54.7	43.3	38.1	35.0	33.4	31.5	30.8	27.0	96
104		-	-	-	-	-	47.3	50.8	48.6	40.9	34.8	31.9	30.3	28.8	28.3	25.1	104
112		-	-	-	-	-	-	45.2	42.9	38.9	32.0	29.2	27.7	26.3	25.9	23.3	112
120		-	-	-	-	-	-	36.2	38.2	36.9	29.4	27.4	25.6	24.2	23.6	21.4	120
128		-	-	-	-	-	-	19.6	34.2	35.0	27.7	25.8	23.8	22.3	21.6	19.5	128
136		-	-	-	-	-	-	-	29.7	32.1	26.2	24.3	22.2	20.5	19.6	17.8	136
144		-	-	-	-	-	-	-	15.5	28.8	25.0	23.0	20.8	19.0	17.9	16.2	144
152		-	-	-	-	-	-	-	-	23.1	24.0	21.7	19.4	17.7	16.4	14.6	152
160		-	-	-	-	-	-	-	-	15.3	23.4	20.6	18.2	16.3	15.1	13.2	160
168		-	-	-	-	-	-	-	-	-	12.2	19.7	17.1	15.1	14.0	12.0	168
176		-	-	-	-	-	-	-	-	-	11.4	18.9	16.0	14.0	12.7	11.0	176
184		-	-	-	-	-	-	-	-	-	-	11.6	15.2	13.1	11.6	9.9	184
192		-	-	-	-	-	-	-	-	-	-	-	13.9	12.1	10.6	8.9	192
200		-	-	-	-	-	-	-	-	-	-	-	10.8	11.2	9.7	8.1	200
208		-	-	-	-	-	-	-	-	-	-	-	-	7.6	10.1	8.7	208
216		-	-	-	-	-	-	-	-	-	-	-	-	7.1	8.9	8.0	216
224		-	-	-	-	-	-	-	-	-	-	-	-	-	7.4	5.8	224
232		-	-	-	-	-	-	-	-	-	-	-	-	-	-	5.1	232
240		-	-	-	-	-	-	-	-	-	-	-	-	-	-	4.4	240

 109,800 lb		 28.5 ft x 27.8 ft												 5.25 ft		360°		85%	
 ft		(ft)														 ft			
ft		47.6	64.0	80.1	96.5	112.5	128.9	145.0	161.4	177.5	193.9	210.0	226.4	242.5	262.5	1,000 lb			
10	88.2	88.2	-	-	-	-	-	-	-	-	-	-	-	-	-	-	10		
12	88.2	88.2	88.2	-	-	-	-	-	-	-	-	-	-	-	-	-	12		
14	88.2	88.2	88.2	88.2	-	-	-	-	-	-	-	-	-	-	-	-	14		
16	88.2	88.2	88.2	88.2	-	-	-	-	-	-	-	-	-	-	-	-	16		
18	88.2	88.2	88.2	88.2	88.2	-	-	-	-	-	-	-	-	-	-	-	18		
20	88.2	88.2	88.2	88.2	88.2	88.2	-	-	-	-	-	-	-	-	-	-	20		
24	88.2	88.2	88.2	88.2	88.2	88.2	88.2	-	-	-	-	-	-	-	-	-	24		
28	88.2	88.2	88.2	88.2	88.2	88.2	88.2	88.2	-	-	-	-	-	-	-	-	28		
32	88.2	88.2	88.2	88.2	88.2	88.2	88.2	88.2	88.2	-	-	-	-	-	-	-	32		
36	88.2	88.2	88.2	88.2	88.2	88.2	88.2	88.2	88.2	-	-	-	-	-	-	-	36		
40	86.9	88.2	88.2	88.2	88.2	88.2	88.2	88.2	87.7	83.1	-	-	-	-	-	-	40		
48	-	87.9	88.2	88.0	87.6	88.2	87.4	80.8	74.6	65.8	-	-	-	-	-	-	48		
56	-	79.3	80.3	79.7	80.3	80.2	77.5	71.0	66.1	59.9	54.2	46.8	-	-	-	-	56		
64	-	-	65.5	67.4	66.5	64.6	61.9	59.9	57.7	53.7	49.9	44.6	39.7	-	-	-	64		
72	-	-	55.6	55.8	54.7	52.7	52.2	51.9	48.9	47.1	45.3	41.5	38.2	31.1	-	-	72		
80	-	-	-	46.9	46.0	44.1	45.5	43.4	41.1	41.0	39.7	38.0	36.0	30.4	-	-	80		
88	-	-	-	40.1	39.1	39.9	39.0	37.2	37.1	36.4	35.6	33.8	33.2	28.8	-	-	88		
96	-	-	-	-	35.1	35.3	33.5	33.1	32.2	32.1	31.5	30.2	28.7	27.0	-	-	96		
104	-	-	-	-	31.8	30.7	29.8	29.6	29.4	28.6	27.5	25.7	25.0	23.6	-	-	104		
112	-	-	-	-	-	26.7	26.8	25.6	25.6	24.9	23.6	21.6	21.6	19.6	-	-	112		
120	-	-	-	-	-	23.5	24.2	23.3	22.4	21.5	20.2	18.3	18.3	16.3	-	-	120		
128	-	-	-	-	-	19.6	21.1	20.9	20.0	18.6	17.2	15.3	15.3	13.4	-	-	128		
136	-	-	-	-	-	-	18.6	18.4	17.5	16.0	14.7	12.7	12.7	10.9	-	-	136		
144	-	-	-	-	-	-	15.5	16.4	15.3	13.8	12.4	10.5	10.5	8.7	-	-	144		
152	-	-	-	-	-	-	-	14.5	13.4	11.9	10.4	8.6	8.6	6.8	-	-	152		
160	-	-	-	-	-	-	-	12.7	11.6	10.1	8.8	6.8	6.8	5.0	-	-	160		
168	-	-	-	-	-	-	-	-	10.1	8.6	7.2	5.3	5.3	-	-	-	168		
176	-	-	-	-	-	-	-	-	8.8	7.3	5.7	3.9	3.9	-	-	-	176		
184	-	-	-	-	-	-	-	-	-	6.0	4.6	-	-	-	-	-	184		

 42,300 lb		 28.5 ft x 27.8 ft												 5.25 ft		360°		85%	
 ft		(ft)														 ft			
ft		47.6	64.0	80.1	96.5	112.5	128.9	145.0	161.4	177.5	193.9	210.0	226.4	242.5	262.5	1,000 lb			
10	88.2	88.2	-	-	-	-	-	-	-	-	-	-	-	-	-	-	10		
12	88.2	88.2	88.2	-	-	-	-	-	-	-	-	-	-	-	-	-	12		
14	88.2	88.2	88.2	88.2	-	-	-	-	-	-	-	-	-	-	-	-	14		
16	88.2	88.2	88.2	88.2	-	-	-	-	-	-	-	-	-	-	-	-	16		
18	88.2	88.2	88.2	88.2	88.2	-	-	-	-	-	-	-	-	-	-	-	18		
20	88.2	88.2	88.2	88.2	88.2	88.2	-	-	-	-	-	-	-	-	-	-	20		
24	88.2	88.2	88.2	88.2	88.2	88.2	88.2	-	-	-	-	-	-	-	-	-	24		
28	88.2	88.2	88.2	88.2	88.2	88.2	88.2	88.2	-	-	-	-	-	-	-	-	28		
32	88.2	88.2	88.2	88.2	88.2	88.2	88.2	87.2	-	-	-	-	-	-	-	-	32		
36	83.5	86.0	87.9	88.2	86.6	84.2	81.5	79.6	-	-	-	-	-	-	-	-	36		
40	76.5	81.7	85.5	86.2	83.1	78.5	74.5	70.7	68.6	-	-	-	-	-	-	-	40		
48	-	59.7	62.3	62.5	62.4	61.2	59.0	57.4	55.3	53.5	48.8	-	-	-	-	-	48		
56	-	44.5	46.9	47.2	48.9	48.2	47.3	47.1	45.6	42.3	39.4	35.7	-	-	-	-	56		
64	-	-	36.7	38.8	38.6	38.8	38.7	37.9	36.7	33.9	31.5	28.1	27.4	-	-	-	64		
72	-	-	29.9	31.0	31.7	31.6	31.2	30.4	29.3	27.3	24.8	21.7	20.9	17.3	-	-	72		
80	-	-	-	25.2	26.1	25.7	25.4	24.3	23.2	21.5	19.3	16.5	15.6	12.3	-	-	80		
88	-	-	-	20.5	21.5	21.0	20.7	19.6	18.5	16.7	15.0	12.2	11.4	8.3	-	-	88		
96	-	-	-	-	17.6	17.2	16.8	15.8	14.6	13.0	11.4	8.7	8.0	5.1	-	-	96		
104	-	-	-	-	14.5	14.0	13.6	12.5	11.4	9.8	8.3	5.8	5.4	-	-	-	104		
112	-	-	-	-	-	11.5	11.1	10.0	8.9	7.4	5.8	-	-	-	-	-	112		
120	-	-	-	-	-	9.3	8.8	7.9	6.8	5.2	3.7	-	-	-	-	-	120		
128	-	-	-	-	-	7.5	7.0	5.9	4.8	3.3	-	-	-	-	-	-	128		
136	-	-	-	-	-	-	5.4	4.3	3.2	-	-	-	-	-	-	-	136		
144	-	-	-	-	-	-	4.0	2.9	-	-	-	-	-	-	-	-	144		

206,800 lb		28.5 ft x 27.8 ft						15.1 ft			360°			85%		
		(ft)														
		47.6	64.0	80.1	96.5	112.5	128.9	145.0	161.4	177.5	193.9	210.0	226.4	242.5	262.5	
ft		1,000 lb														ft
10	88.2	88.2	-	-	-	-	-	-	-	-	-	-	-	-	-	10
12	88.2	88.2	-	-	-	-	-	-	-	-	-	-	-	-	-	12
14	88.2	88.2	88.2	-	-	-	-	-	-	-	-	-	-	-	-	14
16	88.2	88.2	88.2	88.2	-	-	-	-	-	-	-	-	-	-	-	16
18	84.9	88.2	88.2	88.2	-	-	-	-	-	-	-	-	-	-	-	18
20	80.5	87.9	88.2	88.2	88.2	-	-	-	-	-	-	-	-	-	-	20
24	69.7	83.0	88.1	88.2	88.2	88.2	-	-	-	-	-	-	-	-	-	24
28	60.8	73.5	84.2	87.0	88.2	88.2	87.1	-	-	-	-	-	-	-	-	28
32	53.6	65.3	75.8	82.2	85.2	86.5	83.4	-	-	-	-	-	-	-	-	32
36	48.2	59.0	68.4	75.8	79.7	82.0	78.7	77.4	-	-	-	-	-	-	-	36
40	43.2	53.3	61.6	69.4	74.2	77.0	74.1	73.8	68.9	-	-	-	-	-	-	40
48	35.7	45.0	52.3	58.8	64.3	67.3	66.1	67.2	64.8	58.2	-	-	-	-	-	48
56	-	38.6	45.6	51.2	56.0	59.9	59.7	61.2	60.5	55.7	48.6	-	-	-	-	56
64	-	33.6	40.3	45.4	49.6	53.3	54.2	56.1	55.5	51.7	46.4	41.4	-	-	-	64
72	-	-	35.6	40.9	44.9	48.0	49.3	51.7	50.2	46.8	42.6	39.3	35.5	-	-	72
80	-	-	32.2	36.9	40.9	44.0	45.3	47.2	45.4	42.1	38.9	36.8	33.9	27.7	-	80
88	-	-	-	33.7	37.7	40.6	42.0	43.2	40.8	38.0	35.2	33.6	31.9	26.9	-	88
96	-	-	-	31.2	34.6	37.6	39.2	39.8	36.6	34.3	31.8	30.8	29.8	25.5	-	96
104	-	-	-	24.2	32.0	35.1	36.7	36.6	33.4	31.0	29.0	27.9	27.4	24.0	-	104
112	-	-	-	-	30.1	32.7	34.5	33.6	30.7	28.3	26.3	25.7	25.2	22.2	-	112
120	-	-	-	-	17.2	30.9	32.6	30.9	28.3	25.9	24.2	23.4	23.1	20.6	-	120
128	-	-	-	-	-	29.3	31.0	29.2	26.0	24.0	22.5	21.6	21.2	19.0	-	128
136	-	-	-	-	-	16.9	29.6	27.9	24.0	22.6	20.9	20.0	19.3	17.3	-	136
144	-	-	-	-	-	-	26.0	26.9	22.3	21.2	19.5	18.4	17.7	15.9	-	144
152	-	-	-	-	-	-	13.6	25.7	21.3	20.1	18.2	17.0	16.1	14.4	-	152
160	-	-	-	-	-	-	-	21.6	20.6	19.1	17.1	15.8	14.8	13.0	-	160
168	-	-	-	-	-	-	-	-	19.4	18.1	16.0	14.7	13.5	11.8	-	168
176	-	-	-	-	-	-	-	-	17.7	17.3	14.9	13.6	12.3	10.7	-	176
184	-	-	-	-	-	-	-	-	9.8	16.6	14.1	12.6	11.3	9.7	-	184
192	-	-	-	-	-	-	-	-	-	10.2	13.3	11.7	10.4	8.6	-	192
200	-	-	-	-	-	-	-	-	-	9.7	12.6	10.8	9.4	7.8	-	200
208	-	-	-	-	-	-	-	-	-	-	7.2	10.0	8.6	7.0	-	208
216	-	-	-	-	-	-	-	-	-	-	6.6	9.3	7.8	6.2	-	216
224	-	-	-	-	-	-	-	-	-	-	6.0	6.5	6.8	5.5	-	224
232	-	-	-	-	-	-	-	-	-	-	-	-	6.1	4.9	-	232
240	-	-	-	-	-	-	-	-	-	-	-	-	5.0	4.2	-	240
248	-	-	-	-	-	-	-	-	-	-	-	-	-	3.4	-	248

 109,800 lb		 28.5 ft x 27.8 ft										 15.1 ft				360°		85%
 ft		(ft)														 ft		
ft		1,000 lb														ft		
10	88.2	88.2	-	-	-	-	-	-	-	-	-	-	-	-	-	-	-	10
12	88.2	88.2	-	-	-	-	-	-	-	-	-	-	-	-	-	-	-	12
14	88.2	88.2	88.2	-	-	-	-	-	-	-	-	-	-	-	-	-	-	14
16	88.2	88.2	88.2	88.2	-	-	-	-	-	-	-	-	-	-	-	-	-	16
18	84.9	88.2	88.2	88.2	-	-	-	-	-	-	-	-	-	-	-	-	-	18
20	80.5	87.9	88.2	88.2	88.2	-	-	-	-	-	-	-	-	-	-	-	-	20
24	69.7	83.0	88.1	88.2	88.2	88.2	-	-	-	-	-	-	-	-	-	-	-	24
28	60.8	73.5	84.2	87.0	88.2	88.2	87.1	-	-	-	-	-	-	-	-	-	-	28
32	53.6	65.3	75.8	82.2	85.2	86.5	83.4	-	-	-	-	-	-	-	-	-	-	32
36	48.2	59.0	68.4	75.8	79.7	82.0	78.7	77.4	-	-	-	-	-	-	-	-	-	36
40	43.2	53.3	61.6	69.4	74.2	77.0	74.1	73.8	68.9	-	-	-	-	-	-	-	-	40
48	35.7	45.0	52.3	58.8	64.3	67.3	66.1	67.2	64.8	58.2	-	-	-	-	-	-	-	48
56	-	38.6	45.6	51.2	56.0	59.9	59.7	61.2	60.5	55.7	48.6	-	-	-	-	-	-	56
64	-	33.6	40.3	45.4	49.6	53.3	54.2	56.1	55.5	51.7	46.4	41.4	-	-	-	-	-	64
72	-	-	35.6	40.9	44.9	48.0	49.3	49.1	48.6	46.2	42.6	39.3	35.5	-	-	-	-	72
80	-	-	32.2	36.9	40.7	42.9	43.8	41.3	40.3	40.4	38.4	36.8	33.9	27.7	-	-	-	80
88	-	-	-	33.6	36.9	37.9	36.8	36.5	35.3	34.2	33.7	32.6	31.9	26.9	-	-	-	88
96	-	-	-	31.1	33.5	33.8	33.0	31.4	31.6	31.3	30.4	29.5	28.2	25.5	-	-	-	96
104	-	-	-	24.2	29.4	29.8	28.8	28.2	27.8	27.0	26.8	25.1	24.3	22.5	-	-	-	104
112	-	-	-	-	26.8	26.7	25.8	25.4	25.2	24.5	23.0	21.0	21.0	18.8	-	-	-	112
120	-	-	-	-	17.2	23.3	22.8	22.1	21.8	21.1	19.6	17.6	17.6	15.6	-	-	-	120
128	-	-	-	-	-	20.5	20.8	20.4	19.6	18.1	16.7	14.8	14.8	12.8	-	-	-	128
136	-	-	-	-	-	16.9	18.4	18.2	17.1	15.5	14.2	12.2	12.2	10.2	-	-	-	136
144	-	-	-	-	-	-	16.4	15.9	14.9	13.3	11.8	10.0	9.8	8.0	-	-	-	144
152	-	-	-	-	-	-	13.6	14.1	13.0	11.4	9.9	7.9	7.9	6.0	-	-	-	152
160	-	-	-	-	-	-	-	12.3	11.2	9.6	8.1	6.3	6.2	4.3	-	-	-	160
168	-	-	-	-	-	-	-	-	9.7	8.1	6.6	4.8	4.6	-	-	-	-	168
176	-	-	-	-	-	-	-	-	8.4	6.6	5.3	3.3	3.3	-	-	-	-	176
184	-	-	-	-	-	-	-	-	7.0	5.5	4.0	-	-	-	-	-	-	184
192	-	-	-	-	-	-	-	-	-	4.4	-	-	-	-	-	-	-	192
200	-	-	-	-	-	-	-	-	-	3.3	-	-	-	-	-	-	-	200

 42,300 lb		 28.5 ft x 27.8 ft										 15.1 ft				360°		85%
 ft		(ft)														 ft		
ft		1,000 lb														ft		
10	88.2	88.2	-	-	-	-	-	-	-	-	-	-	-	-	-	-	-	10
12	88.2	88.2	-	-	-	-	-	-	-	-	-	-	-	-	-	-	-	12
14	88.2	88.2	88.2	-	-	-	-	-	-	-	-	-	-	-	-	-	-	14
16	88.2	88.2	88.2	88.2	-	-	-	-	-	-	-	-	-	-	-	-	-	16
18	84.9	88.2	88.2	88.2	-	-	-	-	-	-	-	-	-	-	-	-	-	18
20	80.5	87.9	88.2	88.2	88.2	-	-	-	-	-	-	-	-	-	-	-	-	20
24	69.7	83.0	88.1	88.2	88.2	88.2	-	-	-	-	-	-	-	-	-	-	-	24
28	60.8	73.5	84.2	87.0	88.2	88.2	87.1	-	-	-	-	-	-	-	-	-	-	28
32	53.6	65.3	75.8	82.2	85.2	86.5	83.4	-	-	-	-	-	-	-	-	-	-	32
36	48.2	59.0	68.4	75.8	79.5	78.6	77.1	72.4	-	-	-	-	-	-	-	-	-	36
40	43.2	53.3	61.6	69.3	73.2	73.1	71.6	67.4	64.6	-	-	-	-	-	-	-	-	40
48	35.7	45.0	52.1	57.3	60.0	60.4	57.3	55.4	52.3	49.9	-	-	-	-	-	-	-	48
56	-	38.6	44.5	47.4	47.8	47.0	47.0	45.4	44.4	41.1	38.2	-	-	-	-	-	-	56
64	-	33.4	37.0	37.8	38.4	37.7	38.2	37.7	36.0	33.0	30.3	27.2	-	-	-	-	-	64
72	-	-	30.1	31.4	31.2	31.4	31.2	30.1	28.8	26.6	23.9	20.6	19.8	-	-	-	-	72
80	-	-	25.0	25.7	25.9	25.7	25.2	24.1	22.8	20.8	18.5	15.4	14.5	11.0	-	-	-	80
88	-	-	-	20.9	21.6	21.0	20.5	19.3	18.0	16.3	14.2	11.2	10.4	7.2	-	-	-	88
96	-	-	-	17.2	17.7	17.2	16.7	15.4	14.3	12.5	10.7	7.8	7.1	4.0	-	-	-	96
104	-	-	-	14.0	14.5	14.0	13.4	12.3	11.0	9.4	7.6	5.0	4.3	-	-	-	-	104
112	-	-	-	-	11.8	11.3	10.9	9.6	8.5	6.9	5.2	-	-	-	-	-	-	112
120	-	-	-	-	9.7	9.2	8.6	7.5	6.3	4.6	-	-	-	-	-	-	-	120
128	-	-	-	-	-	7.3	6.7	5.6	4.4	-	-	-	-	-	-	-	-	128
136	-	-	-	-	-	5.8	5.2	3.9	2.8	-	-	-	-	-	-	-	-	136
144	-	-	-	-	-	-	3.8	2.5	-	-	-	-	-	-	-	-	-	144

Ratings are in compliance with ASME B30.5.
Lifting capacities do not exceed 85 % of tipping load.

Weight of hook blocks and slings is part of the load, and is to be deducted from the capacity ratings.
Consult operation manual for further details.

Note: Data published herein is intended as a guide only and shall not be construed to warrant applicability for lifting purposes.
Crane operation is subject to the computer charts and operation manual both supplied with the crane.

Basic machine

Equipment carrier

Engine 430-4	MTU 6R1500; Diesel engine; Output 430 kW / 1700 1/min (577 HP), torque 2750 Nm / 1300 1/min; The engine complies with Euromot 4/Tier 4F; Exhaust system complete stainless steel with SCR catalyzer.
Fuel tank	Fuel tank 132 gallons Diesel (no RME / biodiesel); 25 gallons AdBlue tank.
Transmission AS16INT	ZF AS-Tronic; Automated gearbox with integrated hydraulic secondary retarder brake, 16 forward speeds and 2 reverse; 2-stage transfer case with switchable off-road gear.
Axles 12 x 6 x 10	12 x 6 x 10; 6 axles, axles 3, 5 and 6 are driven and dispose of selectable transverse lock; Axle 5 with a selectable longitudinal lock; Axles 1-3 and 5-6 are steered; Axle 4 liftable.
Suspension	Hydropneumatic suspension with axle load compensation; Hydraulically lockable.
Steering	Dual-circuit steering system with independent rear axle steering; Axles 1, 2, 3 mechanically connected; Axle 5 and 6 electro-hydraulically connected; Active rear axle steering with different steering programs.
Brakes	Pneumatic dual circuit service brake, acting on all wheels; Disc brakes; Hydraulic retarder integrated into transmission as wearless, sustained-action brake; Additional exhaust brake; Parking brake.
Tire size 385/95 R25 (14.00R25)	Tires size 385/95 R25 (14.00R25); Steel rim 9,5-25/1,7"; TechKing ETCRANE 170F or similar.
Cab 2850	Type 9.4 ft; Adjustable driver seat; Armrests and pneumatic suspension; Co-driver's seat; Steering wheel height and tilt adjustable; Power windows; Tinted glass; Power mirrors with heater; Preparation for radio.
Heating engine-dependent	Engine-dependent warm water heating with 12 kW heating power.
Drive lights	Including low beams, high beams, daytime running lights.
Outriggers	H-4-Point design; Vertical and horizontal movement fully hydraulic; Automatic or manual levelling; 5 outrigger bases: 9.0 ft, 13.2 ft, 18.1 ft, 22.9 ft and 27.8 ft.
Outrigger pads 038PA	4 round polyamide outrigger pads A = 1.25 ft ² with transport position at vertical cylinder.
Outrigger basis monitoring	Individual monitoring of horizontal stroke; Deviation warning in cab.
Outrigger load indicator	The outrigger load is indicated in the operator cab and the outrigger control box.
Electronic immobilizer system	Prevents uncontrolled carrier mobilization; Incl. 5 ignition keys.
Pneumatic tire filling plug	Pneumatic tire filling plug for self-inflating of the wheels.
Contour safety marking	Continuous reflective strips on the sides of the chassis and in the back.

Equipment superstructure

Telescopic boom HA80	47.6 ft - 262.5 ft; Single cylinder telescoping system, automatic telescoping; Attachments for all equipment and extensions; 4 sheaves integrated in boom head for max. capacity of 189,600 lb.
Boom luffing	1 luffing cylinder with automatic lowering brake valve.
Rotary drive	1 slewing gear unit with spring-loaded multi-disc brake.
H1	Hoist with spring-loaded multi-disc brake; Resolver (hoist rotation indicator).
Counterweight 109,800 lb	Counterweight 109,800 lb, 5 pieces (SPECIAL 6 pieces); Automatic rigging system.
Control system	Enabling 4 simultaneous working movements; Electric pilot controls via 2 two-axis joysticks; Different control modes selectable for hydraulic circuits.
Operator aids	IC-1, with integrated load moment indicator acc. EN13000; Colour display; Displaying of current operating conditions, load charts, fault indicator; Signal lights indicating LMI-load; Crane data logger.
Hook height indication	Displaying and programmability of the hook height H1 and /or H2 by IC-1.
Cab 875	Type 2.87 ft; Infinitely tilt variable 16°; Sliding windows rear; Fold-out front window; Extendable side pedestal, front pedestal; Handrails; Tinted safety glass; Pull-down sun visor; Preparation for radio.
Heating engine-independent	Engine independent warm water heating with 5 kW heating power.
Anemometer	Disconnectable, to allow use with all extensions.

Additional equipment

Carrier

Engine 430-ECE R96	MTU 6R1500; Diesel engine; Output 430 kW / 1700 1/min (577 HP), torque 2750 Nm / 1300 1/min; The engine complies with ECE R96 (equivalent to former European regulation Euromot 3a); Exhaust system complete stainless steel.
Axles 12 x 8 x 12	12 x 8 x 12; 6 axles, axles 2, 3, 5 and 6 are driven and equipped with selectable transverse lock; Axle 5 with a selectable longitudinal lock; All axles are steered.
Additional fuel tank	Additional fuel tank 53 gallons; For 185 gallons diesel total carrier (no RME / biodiesel).
Aircondition	Aircondition for carrier cab with 7 kW rated cooling power.

Superstructure

Quick connection main boom (HA)	Hydraulic bolt extractors and hydraulic and electric quick couplings for fast main boom (dis-) assembly; Incl. switchable suspension calibration for light travel configurations without main boom; Incl. storage space for luffing cylinder.
Additional sheave on main boom head	1 additional sheave; Dis-/connectable; For total 5 sheaves on boom head; Max. capacity of 236,900 lb.
Heavy lift attachment	2 additional sheaves; Dis-/connectable; For total 7 sheaves at boom head; Max. capacity of 330,700 lb.
2. hoist (H2)	2. hoist; Spring-loaded multi-disc brake; Integrated resolver (hoist rotation indicator); Incl. quick couplings.
Additional counterweight 97,000 lb	Additional counterweight 97,000 lb; 4 pieces; For total 206,800 lb, 9 pieces (SPECIAL 10 pieces).
Aircondition	Aircondition for crane cab with 5 kW rated cooling power.

Handling

Remote control	Control of rigging and superstructure operations via wireless remote control.
Working range limiter IC-1 Plus	Displaying and programmability of the work range limits by IC-1. Smart crane control system for main boom operation enabling higher lifting capacities especially over outriggers. Enables safe use of the full capacity of the crane even in asymmetric outrigger configurations. Outriggers can be positioned independently. Capacity precalculation for +/- 30° slewing angle and radius area. In-cab lift simulation.

Extensions

LWIHI 206.7 ft	206.7 ft; Luffing jib with 19.7 ft increments incl. bridle; 1-sheave head; Enables configuration LWIHI 147.7 ft - 206.7 ft, WIHI 114.8 ft - 173.9 ft, SWIHI 85.3 ft - 144.4 ft, LF 111.6 ft - 170.6 ft, F 78.7 ft - 137.8 ft, SF 49.2 ft - 108.3 ft, HAV 36.1 ft / 68.9 ft and MS 5.25 ft.
SWIHI 144.4 ft	144.4 ft; Strong luffing jib with 19.7 ft increments incl. bridle; 2-sheave head; Enables configuration SWIHI 85.3 ft - 144.4 ft, SF 49.2 ft - 108.3 ft and MS 5.25 ft.
LF 111.6 ft	111.6 ft; Light fixed jib; 1 piece 39.4 ft lattice section and double folding swing-away jib, manual offset 20°/40°; 1-sheave head; Enables configuration LF 111.6 ft, F 78.7 ft and HAV 36.1 ft / 68.9 ft; Incl. transport storage for swing-away jib; Not transportable with 26,500 lb axle load limit.
SF 108.3 ft	108.3 ft; Strong fixed jib; 2-sheave head; Enables configuration SF 49.2 ft - 108.3 ft and MS 5.25 ft; Not transportable with 26,500 lb axle load limit.
HAV 68.9 ft	68.9 ft; Double folding swing-away jib; manual offset 20°/40°; 1-sheave head; Incl. transport storage; Not transportable with 26,500 lb axle load limit; Includes HAV 36.1 ft.
HAV 36.1 ft	37.4 ft; Lattice swing-away jib; manual offset 20°/40°; 1-sheave head; Incl. transport storage; Not transportable with 26,500 lb axle load limit.
Hydraulic offset (0°-40°)	Hydraulic offset (0°-40°) instead of manual offset (20°/40°); Available for HAV, LF and F.
MS (Runner)	5.25 ft; Assembly jib with fixed angle, 2-sheaved for max. capacity 88,200 lb; Incl. transport storage at the left side of main boom; Not transportable within 9.8 ft crane width.

Hook Blocks

Hook block 160-7-23-D-1700	160-7-23-D (3,750 lb); Hook block with ramshorn hook; with white red signal stripes.
Hook block 125-5-23-D-1200	125-5-23-D (2,650 lb); Hook block with ramshorn hook; with white red signal stripes.
Hook block 80-3-23-D-1050	80-3-23-D (2,320 lb); Hook block with ramshorn hook; with white red signal stripes.
Hook block 40-1-24-D-750	40-1-24-D (1,650 lb); Hook block with ramshorn hook; white with red signal stripes.
Hook 12.5-0-24-E-500	12.5-0-24-E (1,100 lb); Single hook; red.

Further additional equipment on request!

Weight data may deviate from posted values based on road / travel configuration, equipment configuration, and component weight tolerances.

A large rectangular area with horizontal lines, intended for taking notes.

A large rectangular area with horizontal lines, intended for taking notes.

May 2018. Product specifications and prices are subject to change without notice or obligation. The photographs and/or drawings in this document are for illustrative purposes only. Refer to the appropriate Operator's Manual for instructions on the proper use of this equipment. Failure to follow the corresponding Operator's Manual when using our equipment or to otherwise act responsibly may result in serious injury or death. The only warranty applicable to our equipment is the standard written warranty applicable to the particular product and sale and Terex makes no other warranty, express or implied. Products and services listed may be trademarks, service marks or trade-names of Terex Corporation and/or its subsidiaries in the USA and other countries. All rights are reserved. Terex, Demag and Above, Ahead, Always are trademarks of or licensed by Terex Corporation or its subsidiaries.

© Terex Cranes 2018

T CRANES GERMANY GMBH

Europa Allee 2
66482 Zweibrücken
Germany

E info.cranes@terex.com

T +49 6332 830

www.terex.com/cranes

[linkedin.com/company/demagmobilecranes](https://www.linkedin.com/company/demagmobilecranes)

[facebook.com/TerexCranes](https://www.facebook.com/TerexCranes)

[youtube.com/TerexCranesMarketing](https://www.youtube.com/TerexCranesMarketing)

DEMAG[®]
BY TEREX 